



**JAMHURI YA MUUNGANO WA TANZANIA  
WIZARA YA UWEKEZAJI, VIWANDA NA BIASHARA**

**BODI YA USIMAMIZI WA STAKABADHI ZA GHALA**



**TAARIFA YA UTEKELEZAJI WA MFUMO WA STAKABADHI ZA GHALA KATIKA  
MSIMU WA KOROSHO 2021/2022**

**APRILI 2022**

## YALIYOMO

<b>1.0. UTANGULIZI.....</b>	<b>1</b>
1.1. Bodi ya Usimamizi wa Stakabadhi za Ghala .....	1
1.2. Ghala Zilizopatiwa Leseni .....	1
<b>2.0. UKUSANYAJI NA UTOAJI KOROSHO GHALANI .....</b>	<b>3</b>
2.1. Ukusanyaji Korosho Ghala Kuu .....	3
2.1. Utoaji Korosho Ghala Kuu.....	4
2.2. Bei na Mapato .....	6
<b>3.0. HALI YA UTENDAJI WA WADAU MBALIMBALI .....</b>	<b>7</b>
3.1. Wakulima (Vyama vya Msingi (AMCOS)). .....	7
3.1.1. AMCOS zilizoongoza kwa makusanyo .....	7
3.1.2. AMOCS zilizoongoza kwa kukusanya Daraja la Kwanza .....	7
3.1.3. AMOCS zilizoongoza kwa mapato ya korosho .....	8
3.2. Wanunuzi .....	8
3.2.1. Wanunuzi walioongoza kununua kiasi cha korosho .....	8
3.2.2. Wanunuzi walioongoza kwa wastani wa juu wa bei.....	8
3.2.3. Ufanisi wa wanunuzi kutoa mizigo ghalani .....	9
3.3. Waendesha Ghala .....	9
<b>4.0. CHANGAMOTO .....</b>	<b>12</b>
4.1. Waendesha Ghala Kutakiwa Kutoa Korosho Kama Walivyopokea: .....	12
4.1.1. Chimbuko .....	12
4.1.2. Visababishi vya upungufu wa uzito ghalani .....	13
4.1.3. Mapendekezo .....	14
4.2. Changamoto Nyingine.....	15

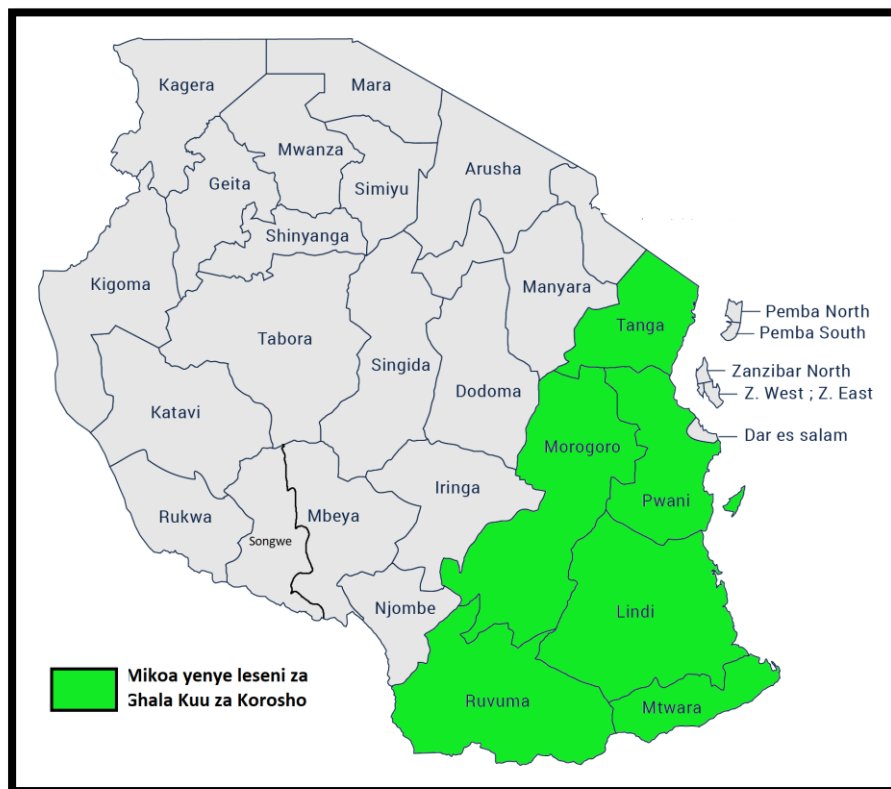
## 1.0. UTANGULIZI

### 1.1. Bodi ya Usimamizi wa Stakabadhi za Ghala

**WRRB** ni taasisi chini ya Wizara ya Uwekezaji, Viwanda na Biashara iliyoungwa kwa Sheria Namba 10 ya 2005 na Marekebisho Kifungu **4 Sura 339 R.E. 2016** iliropewa majukumu chini ya **Kifungu 5 (a-j)** ikiwemo kutoa leseni kwa waendesha ghala, meneja dhamana na wakaguzi wa ghala; kuchapa na kuidhinisha vitabu vya Stakabadhi za Ghala, kusajili na kuingiza taarifa za wadau muhimu wa mfumo, kuwakilisha nchi katika masuala ya taifa na kimataifa yahusuyo Mfumo wa Stakabadhi za Ghala pamoja na majukumu mengine kama taasisi itakavyoelekezwa na Mhe. Waziri wa Uwekezaji, Viwanda na Biashara.

### 1.2. Ghala Zilizopatiwa Leseni

Katika Msimu wa Korosho Mwaka 2021/2022 Bodi ilitoa jumla ya leseni za kuendesha **Ghala Kuu 34** kwa kampuni za **Waendesha Ghala 22** zilizofanya kazi katika **mikoa 6** inayozalisha korosho ikiwemo Lindi (**9**), Mtwara (**14**), Pwani (**6**), Ruvuma (**3**), Morogoro (**1**) na Tanga (**1**) inayojumuisha **wilaya 18** kama inavyoonekana katika *Kielelezo na Jedwali Na.1* hapo chini.



**Kielelezo Na.1: Mikoa yenye Ghala Kuu za Korosho Msimu 2021/2022**

## Jedwali Na.1: Ghala Kuu za Korosho 2021/2022

N	Ghala	Kampuni ya Mwendesha Ghala	Mkoa	Wilaya
1	Tanroads Nangurukuru-Kilwa	Demuton Tanzania Ltd	Lindi	Kilwa
2	Buco Holdings Ltd	Nangomba Holding Co Ltd	Lindi	Lindi
3	Lindi Farmers Limited-Mtama	Yuha Company Limited	Lindi	Lindi Vijijini
4	Hassan Yasini Mpako-Liwale	Zuma Cargo Transport Company Limited	Lindi	Liwale
5	Umoja Amcos Ltd	Kiibale Company Ltd	Lindi	Liwale
6	Lindi Farmers Limited-Nachingwea	Ahn & Raka Company Ltd	Lindi	Nachingwea
7	Nachingwea Dc	Nachingwea Investment And Supplies Ltd	Lindi	Nachingwea
8	Export Nachingwea Co. Ltd	Zuma Cargo Transport Company Limited	Lindi	Nachingwea
9	Ruangwa Dc-Plot No 4 Block A Lipande	Ruangwa Warehousing Company Ltd	Lindi	Ruangwa
1	African Ginning Ltd-Mtandi Masasi	Daywinry Company Ltd	Mtwara	Masasi
2	Mamcu Ltd - Mtandi Investors Area-Masasi	Jasaya General Trading Co Ltd	Mtwara	Masasi
3	Micronix System Ltd - Masasi Urban Area	Splendors Control Ltd	Mtwara	Masasi
4	Perfect Cashew Kernel(T) Ltd-Mtandi Investors Area	Perfect Cashew Kernel Ltd	Mtwara	Masasi
5	Rashid Seleman Rashid	Daywinry Company Ltd	Mtwara	Masasi
6	Cashewnut Company Ltd (2005)	Kejuliana Co Ltd	Mtwara	Mtwara
7	Mamcu Ltd - Nanyamba	Rahami Agri.Investment Limited	Mtwara	Mtwara
8	Kenoshukuru Mangaka	Chilindo Company Limited	Mtwara	Nanyumbu
9	Mamcu Ltd - Ndwiki Village - Nanyumbu	L. M. Malegeri Co Ltd	Mtwara	Nanyumbu
10	Mohamed Kossa Abdallah-Nanyumbu	Kossa Company Limited	Mtwara	Nanyumbu
11	Micronix Systems Ltd - Newala Urban Area	Splendors Control Ltd	Mtwara	Newala
12	Tanecu Ltd-Agrofocus-Newala	Partner General Supplies	Mtwara	Newala
13	Tanecu Ltd - Newala	L. M. Malegeri Co Ltd	Mtwara	Newala
14	Tanecu Ltd - Tandahimba	Ngonde Traders Company Limited	Mtwara	Tandahimba
1	Misugusugu	Pisah Limited	Pwani	Kibaha
2	Corecu (1984) Ltd- Kibiti A	I&R Agribusiness Company Ltd	Pwani	Kibiti
3	Juma Ally Ngwaya - Bungu	Pugna Agrifood Tanzania Ltd	Pwani	Kibiti
4	Ali Majid Nassoro-Mivule - Mkuranga	Pisah Limited	Pwani	Mkuranga
5	Hamisi Ally Likota - Muhoro	Pisah Limited	Pwani	Rufiji
6	Saidi Omari Mtulia - Ikwiriri	Pisah Limited	Pwani	Rufiji
1	Ibrahim Mohammed Ibrahim	Kossa Company Limited	Ruvuma	Tunduru
2	Tamcu Ltd	Daywinry Company Ltd	Ruvuma	Tunduru
3	Fuad Abdallah Said	Zuma Cargo Transport Company Limited	Ruvuma	Tunduru
1	Kivukoni	Ngonde Traders Company Limited	Morogoro	Ulanga
1	Mohamed Salim-Tanga Tc	Demuton Tanzania Ltd	Tanga	Tanga CC

## 2.0. UKUSANYAJI NA UTOAJI KOROSHO GHALANI

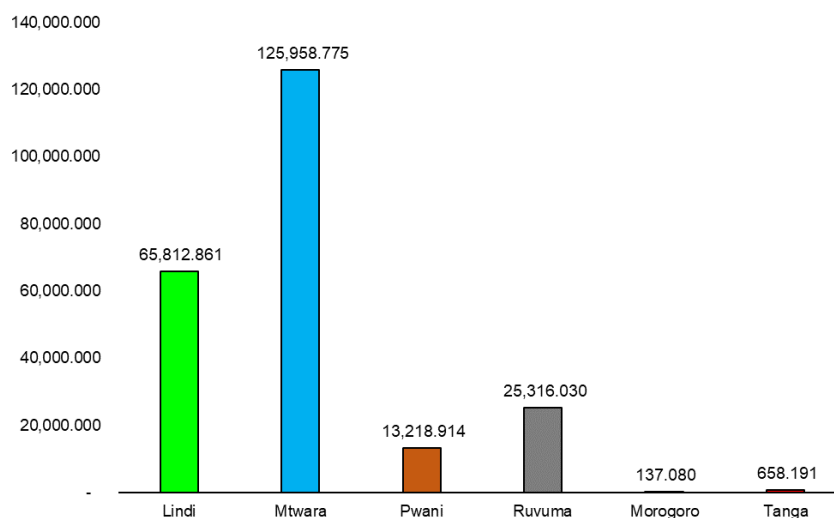
Hadi kufikia tarehe 31 Machi 2022, Ghala Kuu 33 kati ya 34 zilikuwa zimekamilisha zoezi la kuingiza na kutoa Korosho isipokuwa Ghala Kuu la Mkoani Tanga ambapo msimu ulikuwa unaendelea. Hivyo, takwimu zilizoanishwa hapo chini ni kamilifu kwa Ghala 33 zilizoko mikoa ya Mtwara, Lindi, Ruvuma, Pwani na Morogoro; takwimu za Ghala la Tanga zilizotumika ni zile za mzigo wote uliopokelewa na kutolewa mpaka kufikia taarifa hii ilipoandaliwa

### 2.1. Ukusanyaji Korosho Ghala Kuu

Ukusanyaji wa Korosho katika Ghala Kuu chini ya Mfumo wa Stakabadhi za Ghala hadi kufikia tarehe 31 Machi 2022 ulifikia jumla ya **tani 231,101.851** kwa nchi nzima. Kimkoa zilikuwa zimekusanywa Lindi (**tani 65,812.861**), Mtwara (**tani 125,958.775**), Pwani (**tani 13,218.914**), Ruvuma (**tani 25,316.030**), **Morogoro (tani 137.080)** na Tanga (**tani 658.191**) (*Jedwali na Kielelezo Na. 1*).

Katika makusanyo hayo **tani 222,910.172** sawa na **96%** ya Korosho yote chini ya Mfumo wa Stakabadhi za Ghala ilikusanywa kama **Daraja la Kwanza** na **tani 8,191.679** sawa na **4%** pekee ilikusanywa kama **Daraja la Pili**. Kwa uwiano wa kiasi cha Korosho kilichokusanywa katika Mfumo wa Stakabadhi za Ghala **Ruvuma na Morogoro** zinaongoza kwa kuwa na **100%** ya Korosho Daraja la Kwanza; ikifuatiwa na **Lindi 99%**, **Mtwara 97%**, **Tanga 92%** na **Pwani 70%**.

Aidha, licha ya mkoa wa Morogoro kutumia Mfumo kwa mara ya kwanza, Korosho iliyokusanywa ilikuwa **100% Daraja la I** ikilinganishwa na baadhi ya maeneo ambayo yametekeleza kwa muda. Hii inaashiria kuwa kwa kuzingatia kanuni bora za kilimo mazao yanaweza kuongeza ubora na hivyo tija na bei kwa mkulima.



**Kielelezo Na.2: Ukusanyaji Korosho Ghala Kuu Msimu 2021/2022**

## Jedwali Na.2: Ukusanyaji Korosho Ghala Kuu Msimu 2021/2022

N	Ghala	Kampuni ya Mwendesha Ghala	Mkoa	Wilaya	Uzito (tani)		
					Daraja la Kwanza	Daraja la Pili	Jumla ya Korosho
1	Tanroads Nangurukuru-Kilwa	Demuton Tanzania Ltd	Lindi	Kilwa	5,861.260	81.188	5,942.448
2	Buco Holdings Ltd	Nangomba Holding Co Ltd	Lindi	Lindi	4,701.846	191.868	4,893.714
3	Lindi Farmers Limited-Mtama	Yuha Company Limited	Lindi	Lindi Vijijini	8,391.078	213.319	8,604.397
4	Hassan Yasini Mpako-Liwale	Zuma Cargo Transport Company Limited	Lindi	Liwale	707.549	33.956	741.505
5	Umaja Amcos Ltd	Kiibale Company Ltd	Lindi	Liwale	14,597.298	133.034	14,730.332
6	Lindi Farmers Limited-Nachingwea	Ahn & Raka Company Ltd	Lindi	Nachingwea	5,006.958	-	5,006.958
7	Nachingwea Dc	Nachingwea Investment And Supplies Ltd	Lindi	Nachingwea	8,180.142	-	8,180.142
8	Export Nachingwea Co. Ltd	Zuma Cargo Transport Company Limited	Lindi	Nachingwea	4,599.477	-	4,599.477
9	Ruangwa Dc-Plot No 4 Block A Lipande	Ruangwa Warehousing Company Ltd	Lindi	Ruangwa	13,113.888	-	13,113.888
	<b>Jumla ndogo Lindi</b>				<b>65,159.496</b>	<b>653.365</b>	<b>65,812.861</b>
1	African Ginning Ltd-Mtandi Masasi	Daywinry Company Ltd	Mtwara	Masasi	5,373.985	-	5,373.985
2	Mamcu Ltd - Mtandi Investors Area-Masasi	Jasaya General Trading Co Ltd	Mtwara	Masasi	15,603.187	-	15,603.187
3	Micronix System Ltd - Masasi Urban Area	Splendors Control Ltd	Mtwara	Masasi	11,046.183	-	11,046.183
4	Perfect Cashew Kernel(T) Ltd-Mtandi Investors Area	Perfect Cashew Kernel Ltd	Mtwara	Masasi	4,600.969	-	4,600.969
5	Rashid Seleman Rashid	Daywinry Company Ltd	Mtwara	Masasi	495.956	-	495.956
6	Cashewnut Company Ltd (2005)	Kejuliana Co Ltd	Mtwara	Mtwara	13,651.832	1,458.097	15,109.929
7	Mamcu Ltd - Nanyamba	Rahami Agri.Investment Limited	Mtwara	Mtwara	7,035.903	743.443	7,779.346
8	Kenoshukuru Mangaka	Chilindo Company Limited	Mtwara	Nanyumbu	3,814.320	-	3,814.320
9	Mamcu Ltd - Ndwiika Village - Nanyumbu	L. M. Malegeri Co Ltd	Mtwara	Nanyumbu	3,706.173	0.079	3,714.252
10	Mohamed Kossa Abdallah-Nanyumbu	Kossa Company Limited	Mtwara	Nanyumbu	1,523.620	-	1,523.620
11	Micronix Systems Ltd - Newala Urban Area	Splendors Control Ltd	Mtwara	Newala	8,084.266	358.009	8,442.275
12	Tanecu Ltd-Agrofocus-Newala	Partner General Supplies	Mtwara	Newala	7,626.490	181.759	7,808.249
13	Tanecu Ltd - Newala	L. M. Malegeri Co Ltd	Mtwara	Newala	6,293.217	234.832	6,528.049
14	Tanecu Ltd - Tandahimba	Ngonde Traders Company Limited	Mtwara	Tandahimba	33,600.099	518.356	34,118.455
	<b>Jumla ndogo Mtwara</b>				<b>122,456.200</b>	<b>3,502.575</b>	<b>125,958.775</b>
1	Misugusugu	Pisah Limited	Pwani	Kibaha	53.720	73.135	126.855
2	Corecu (1984) Ltd- Kibiti A	I&R Agribusiness Company Ltd	Pwani	Kibiti	3,892.027	935.999	4,828.026
3	Juma Ally Ngwaya - Bungu	Pugna Agrifood Tanzania Ltd	Pwani	Kibiti	2,475.382	827.615	3,302.997
4	Ali Majid Nassoro-Mivule - Mkuranga	Pisah Limited	Pwani	Mkuranga	738.666	1,392.575	2,131.241
5	Hamisi Ally Likota - Muhoro	Pisah Limited	Pwani	Rufiji	369.946	20.974	390.920
6	Saidi Omari Mtulia - Ikwiriri	Pisah Limited	Pwani	Rufiji	1,729.328	709.548	2,438.875
	<b>Jumla ndogo Pwani</b>				<b>9,259.068</b>	<b>3,959.846</b>	<b>13,218.914</b>
1	Ibrahim Mohammed Ibrahim	Kossa Company Limited	Ruvuma	Tunduru	6,002.254	-	6,002.254
2	Tamcu Ltd	Daywinry Company Ltd	Ruvuma	Tunduru	3,456.553	-	3,456.553
3	Fuad Abdallah Said	Zuma Cargo Transport Company Limited	Ruvuma	Tunduru	15,832.882	24.341	15,857.223
	<b>Jumla ndogo Ruvuma</b>				<b>25,291.689</b>	<b>24.341</b>	<b>25,316.030</b>
1	Kivukoni	Ngonde Traders Company Limited	Morogoro	Ulanga	137.080	-	137.080
	<b>Jumla ndogo Morogoro</b>				<b>137.080</b>	<b>-</b>	<b>137.080</b>
1	Mohamed Salim-Tanga Tc	Demuton Tanzania Ltd	Tanga	Tanga CC	606.639	51.552	658.191
	<b>Jumla ndogo Tanga</b>				<b>606.639</b>	<b>51.552</b>	<b>658.191</b>
<b>Jumla Kuu</b>					<b>222,910.172</b>	<b>8,191.679</b>	<b>231,101.851</b>

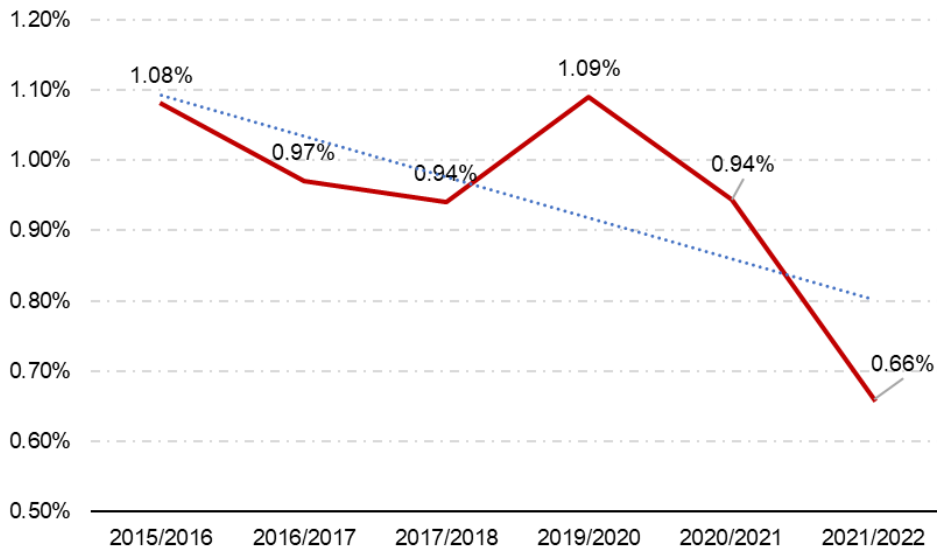
### 2.1. Utoaji Korosho Ghala Kuu

Utoaji wa Korosho katika Ghala Kuu chini ya Mfumo wa Stakabadhi za Ghala hadi kufikia tarehe 31 Machi 2022 katika tani **231,101.851** zilizopokelewa nchi nzima; palitokea upungufu wa tani **1,529.912** sawa na **0.66%** hivyo kufanya kiasi halisi kilichotoka kuwa sawa na tani **230,044.696** (Jedwali Na.3). Kwa kutumia utaratibu uliopo kisheria, kila upungufu uliojitokeza na kuripotiwa kupitia Fomu Namba 7; madai hayo yaliwasilishwa kwa kampuni za bima kwa ajili ya malipo. Vyanzo vina/vilivyosababisha upungufu vimeelezwa kwa kina *Sehemu ya 4.1.2.*

## Jedwali Na.3: Utoaji Korosho Ghala Kuu Msimu 2021/2022

N	Ghala	Mwendesha Ghala	Mkoa	Wilaya	Uzito (Kg)				
					Uliopokelewa (Kg)	Uliyotoka (Kg)	Tofauti (Kg)	Tofauti (%)	
1	Tanroads Nangurukuru-Kilwa	Demuton Tanzania Ltd	Lindi	Kilwa	5,942,448	5,929,716	-	12,732	-0.21%
2	Buco Holdings Ltd	Nangomba Holding Co Ltd	Lindi	Lindi	4,893,714	4,860,748	-	32,966	-0.67%
3	Lindi Farmers Limited-Mtama	Yuha Company Limited	Lindi	Lindi Vijijini	8,604,397	8,490,490	-	113,907	-1.32%
4	Hassan Yasini Mpako-Liwale	Zuma Cargo Transport Company Limited	Lindi	Liwale	741,505	739,199	-	2,306	-0.31%
5	Umoja Amcos Ltd	Kiibale Company Ltd	Lindi	Liwale	14,730,332	14,633,738	-	96,594	-0.66%
6	Lindi Farmers Limited-Nachingwea	Ahn & Raka Company Ltd	Lindi	Nachingwea	5,006,958	4,980,518	-	26,440	-0.53%
7	Nachingwea Dc	Nachingwea Investment And Supplies Ltd	Lindi	Nachingwea	8,180,142	8,089,295	-	90,847	-1.11%
8	Export Nachingwea Co. Ltd	Zuma Cargo Transport Company Limited	Lindi	Nachingwea	4,599,477	4,583,731	-	15,747	-0.34%
9	Ruangwa Dc-Plot No 4 Block A Lipande	Ruangwa Warehousing Company Ltd	Lindi	Ruangwa	13,113,888	13,053,989	-	59,899	-0.46%
<b>Sub-total Lindi</b>					<b>65,812,861</b>	<b>65,361,423</b>	<b>-</b>	<b>451,438</b>	<b>-0.69%</b>
1	African Ginning Ltd-Mtandani Masasi	Daywinny Company Ltd	Mtwara	Masasi	5,373,985	5,375,412	-	1,427	0.03%
2	Mamcu Ltd - Mtandani Investors Area-Masasi	Jasaya General Trading Co Ltd	Mtwara	Masasi	15,603,187	16,067,876	-	8,068	-0.05%
3	Micronix System Ltd - Masasi Urban Area	Splendors Control Ltd	Mtwara	Masasi	11,046,183	10,962,655	-	83,528	-0.76%
4	Perfect Cashew Kernel(T) Ltd-Mtandani Investors Area	Perfect Cashew Kernel Ltd	Mtwara	Masasi	4,600,969	4,580,068	-	20,901	-0.45%
5	Rashid Seleman Rashid	Daywinny Company Ltd	Mtwara	Masasi	495,956	495,920	-	36	-0.01%
6	Cashewnut Company Ltd (2005)	Kejuliana Co Ltd	Mtwara	Mtwara	15,109,929	14,771,181	-	338,748	-2.24%
7	Mamcu Ltd - Nanyamba	Rahami Agri.Investment Limited	Mtwara	Mtwara	7,779,346	7,726,366	-	52,980	-0.68%
8	Kenoshukuru Mangaka	Chilindo Company Limited	Mtwara	Nanyumbu	3,814,320	3,786,411	-	27,909	-0.73%
9	Mamcu Ltd - Ndwiika Village - Nanyumbu	L. M. Malegeri Co Ltd	Mtwara	Nanyumbu	3,714,252	3,688,447	-	25,805	-0.69%
10	Mohamed Kossa Abdallah-Nanyumbu	Kossa Company Limited	Mtwara	Nanyumbu	1,523,620	1,457,074	-	66,546	-4.37%
11	Micronix Systems Ltd - Newala Urban Area	Splendors Control Ltd	Mtwara	Newala	8,442,275	8,376,961	-	65,314	-0.77%
12	Tanecu Ltd-Agrofocus-Newala	Partner General Supplies	Mtwara	Newala	7,808,249	7,745,032	-	63,217	-0.81%
13	Tanecu Ltd - Newala	L. M. Malegeri Co Ltd	Mtwara	Newala	6,528,049	6,424,684	-	103,365	-1.58%
14	Tanecu Ltd - Tandahimba	Ngonde Traders Company Limited	Mtwara	Tandahimba	34,118,455	33,934,309	-	184,146	-0.54%
<b>Sub-total Mtwara</b>					<b>125,958,775</b>	<b>125,392,396</b>	<b>-</b>	<b>1,039,136</b>	<b>-0.82%</b>
1	Misugusugu	Pisah Limited	Pwani	Kibaha	126,855	126,853	-	2	0.00%
2	Corecu (1984) Ltd- Kibiti A	I&R Agribusiness Company Ltd	Pwani	Kibiti	4,828,026	4,813,053	-	14,973	-0.31%
3	Juma Ally Ngwaya - Bungu	Pugna Agrifood Tanzania Ltd	Pwani	Kibiti	3,302,997	3,291,880	-	11,117	-0.34%
4	Ali Majid Nassoro-Mivule - Mkuranga	Pisah Limited	Pwani	Mkuranga	2,131,241	2,132,631	-	1,390	0.07%
5	Hamsi Ally Likota - Muhoro	Pisah Limited	Pwani	Rufiji	390,920	388,127	-	2,794	-0.71%
6	Saidi Omari Mtulia - Ikwiriri	Pisah Limited	Pwani	Rufiji	2,438,875	2,437,933	-	942	-0.04%
<b>Sub-total Pwani</b>					<b>13,218,914</b>	<b>13,190,476</b>	<b>-</b>	<b>28,438</b>	<b>-0.22%</b>
1	Ibrahim Mohammed Ibrahim	Kossa Company Limited	Ruvuma	Tunduru	6,002,254	6,069,552	-	67,298	1.12%
2	Tamcu Ltd	Daywinny Company Ltd	Ruvuma	Tunduru	3,456,553	3,422,658	-	33,895	-0.98%
3	Fuad Abdallah Said	Zuma Cargo Transport Company Limited	Ruvuma	Tunduru	15,857,223	15,815,643	-	41,580	-0.26%
<b>Sub-total Ruvuma</b>					<b>25,316,030</b>	<b>25,307,853</b>	<b>-</b>	<b>8,177</b>	<b>-0.03%</b>
1	Kivukoni	Ngonde Traders Company Limited	Morogoro	Ulanga	137,080	136,065	-	1,015	-0.74%
<b>Sub-total Morogoro</b>					<b>137,080</b>	<b>136,065</b>	<b>-</b>	<b>1,015</b>	<b>-0.74%</b>
1	Mohamed Salim-Tanga Tc	Demuton Tanzania Ltd	Tanga	Tanga CC	658,191	656,483	-	1,708	-0.26%
<b>Sub-total Tanga</b>					<b>658,191</b>	<b>656,483</b>	<b>-</b>	<b>1,708</b>	<b>-0.26%</b>
34	<b>Grand Total</b>				<b>231,101,851</b>	<b>230,044,696</b>	<b>-</b>	<b>1,529,912</b>	<b>-0.66%</b>

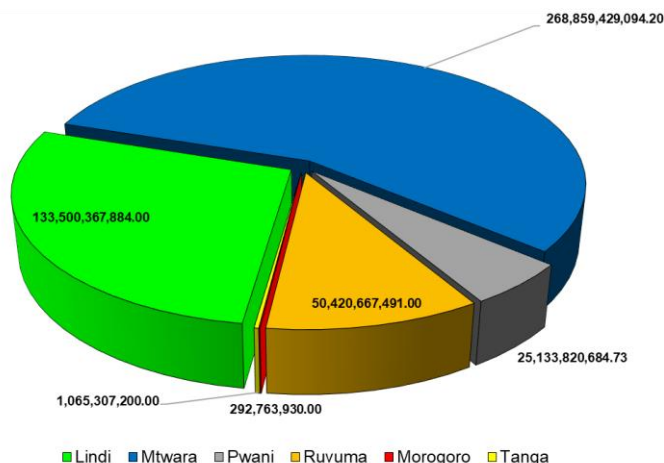
Aidha, kwa kulinganisha misimu iliyotangulia kiwango cha upungufu katika Mfumo kwa ujumla kimepungua kutoka wastani wa **1.0%** (2015/2016-**1.08%**; 2016/2017-**0.97%**; 2017/2018-**0.94%**; 2019/2020-**1.09%** na 2020/2021-**0.94%**) hadi kufikia **0.66%** kama *Kielelezo Na.3* kinavyoonesha.



**Kielelezo Na.3: Mwenendo wa udhibiti wa upungufu ghalani kuanzia msimu wa mwaka 2015/2016 hadi 2021/2022**

## 2.2. Bei na Mapato

Katika msimu wa 2021/2022 Korosho iliyokusanywa na kuuzwa kupitia Mfumo wa Stakabadhi za Ghala wastani wa bei ulikuwa **Sh. 2,095.93** ambapo bei ya juu kurekodiwa ilikuwa **Sh.2,445.00** na bei ya chini **Sh.1,028.00**. Thamani ya Korosho iliyouzwa ilikuwa **Sh. Bilioni 479**. Mkoa ulioongoza kwa mapato ni mkoa wa Mtwara ulikuwa na Korosho yenye thamani ya **Sh. Bilioni 270**; ikifuatiwa na **Lindi Sh. Bilioni 134**; **Ruvuma Sh. Bilioni 50**; **Pwani Sh. Bilioni 25**; **Tanga Sh. Bilioni 1** na **Morogoro Sh. Milioni 269** (*Jedwali na Kielelezo Na.4*).



### Kielelezo Na.4: Mapato Kimkoa Msimu wa Korosho 2021/2022

#### Jedwali Na.4: Mapato na Bei Kimkoa Msimu wa Korosho 2021/2022

N	Ghala	Kampuni ya Mwendesha Ghala	Mkoa	Wilaya	Bei Iliyopatikana			Thamani
					Wastani	Juu (Max)	Chini (Min)	
1	Tanroads Nangurukuru-Kilwa	Demuton Tanzania Ltd	Lindi	Kilwa	2,042.76	2,275.00	1,601.00	12,148,151,695.00
2	Buco Holdings Ltd	Nangomba Holding Co Ltd	Lindi	Lindi	2,076.46	2,286.00	1,601.00	10,169,809,928.00
3	Lindi Farmers Limited-Mtama	Yuha Company Limited	Lindi	Lindi Vijijini	2,083.50	2,275.00	1,600.00	17,711,439,422.00
4	Hassan Yasini Mpako-Liwale	Zuma Cargo Transport Company Limited	Lindi	Liwale	1,837.07	2,231.00	1,300.00	1,382,158,157.00
5	Umaja Amcos Ltd	Kiibale Company Ltd	Lindi	Liwale	2,164.77	2,295.00	1,300.00	31,860,707,852.00
6	Lindi Farmers Limited-Nachingwea	Ahn & Raka Company Ltd	Lindi	Nachingwea	2,228.60	2,328.00	1,717.00	11,179,802,358.00
7	Nachingwea Dc	Nachingwea Investment And Supplies Ltd	Lindi	Nachingwea	2,228.97	2,330.00	1,720.00	18,267,767,436.00
8	Export Nachingwea Co. Ltd	Zuma Cargo Transport Company Limited	Lindi	Nachingwea	2,215.57	2,328.00	1,717.00	10,253,957,469.00
9	Ruangwa Dc-Plot No 4 Block A Lipande	Ruangwa Warehousing Company Ltd	Lindi	Ruangwa	2,201.31	2,328.00	1,720.00	20,526,573,567.00
<b>Jumla ndogo Lindi</b>					<b>2,119.89</b>	<b>2,330.00</b>	<b>1,300.00</b>	<b>133,500,367,884.00</b>
1	Afrisian Ginning Ltd-Mtandi Masasi	Daywinry Company Ltd	Mtwara	Masasi	2,136.47	2,320.00	1,670.00	11,621,734,801.00
2	Mamcu Ltd - Mtandi Investors Area-Masasi	Jasaya General Trading Co Ltd	Mtwara	Masasi	2,214.22	2,376.00	1,760.00	34,683,734,494.00
3	Micronix System Ltd - Masasi Urban Area	Splendors Control Ltd	Mtwara	Masasi	2,192.51	2,321.00	1,805.00	24,224,172,918.00
4	Perfect Cashew Kernel(T) Ltd-Mtandi Investors Area	Perfect Cashew Kernel Ltd	Mtwara	Masasi	2,171.18	2,331.00	1,760.00	10,010,017,886.00
5	Rashid Seleman Rashid	Daywinry Company Ltd	Mtwara	Masasi	2,260.43	2,296.00	2,200.00	1,123,246,462.00
6	Cashewnut Company Ltd (2005)	Kejiliana Co Ltd	Mtwara	Mtwara	2,043.59	2,305.00	1,200.00	30,762,340,271.00
7	Mamcu Ltd - Nanyamba	Rahami Agri.Investment Limited	Mtwara	Mtwara	1,985.55	2,400.00	1,400.00	15,559,355,079.00
8	Kenoshukuru Mangaka	Chilindo Company Limited	Mtwara	Nanyumbu	2,200.07	2,400.00	1,800.00	8,328,299,982.00
9	Mamcu Ltd - Ndwiika Village - Nanyumbu	L. M. Malegeri Co Ltd	Mtwara	Nanyumbu	2,104.05	2,296.00	1,350.00	7,912,339,252.00
10	Mohamed Kossa Abdallah-Nanyumbu	Kossa Company Limited	Mtwara	Nanyumbu	2,138.35	2,305.00	1,805.00	3,236,259,477.20
11	Micronix Systems Ltd - Newala Urban Area	Splendors Control Ltd	Mtwara	Newala	2,129.05	2,320.00	1,305.00	18,032,708,064.00
12	Tanecu Ltd-Agrofocus-Newala	Partner General Supplies	Mtwara	Newala	2,223.29	2,401.00	1,580.00	17,275,232,415.00
13	Tanecu Ltd - Newala	L. M. Malegeri Co Ltd	Mtwara	Newala	2,022.69	2,305.00	1,300.00	13,308,170,388.00
14	Tanecu Ltd - Tandahimba	Ngonde Traders Company Limited	Mtwara	Tandahimba	2,124.34	2,445.00	1,455.00	72,781,817,605.00
<b>Jumla ndogo Mtwara</b>					<b>2,138.99</b>	<b>2,445.00</b>	<b>1,200.00</b>	<b>268,859,429,094.20</b>
1	Misugusugu	Pisah Limited	Pwani	Kibaha	1,791.39	2,055.11	1,350.00	227,843,972.17
2	Corecu (1984) Ltd- Kibiti A	I&R Agribusiness Company Ltd	Pwani	Kibiti	1,906.32	2,060.00	1,250.00	9,303,292,242.50
3	Juma Ally Ngwaya - Bungu	Pugna Agrifood Tanzania Ltd	Pwani	Kibiti	1,897.85	2,057.00	1,320.00	6,304,489,643.00
4	Ali Majid Nassoro-Mivule - Mkuranga	Pisah Limited	Pwani	Mkuranga	1,772.39	2,055.00	1,250.00	3,775,146,366.90
5	Hamsi Ally Likota - Muhoro	Pisah Limited	Pwani	Rufiji	2,036.00	2,050.00	1,735.00	796,438,507.50
6	Saidi Omari Mtulia - Ikwiriri	Pisah Limited	Pwani	Rufiji	1,915.12	2,060.00	1,340.00	4,726,609,952.66
<b>Jumla ndogo Pwani</b>					<b>1,886.51</b>	<b>2,060.00</b>	<b>1,250.00</b>	<b>25,133,820,684.73</b>
1	Ibrahim Mohammed Ibrahim	Kossa Company Limited	Ruvuma	Tunduru	2,016.30	2,152.00	1,550.00	12,112,685,290.00
2	Tamcu Ltd	Daywinry Company Ltd	Ruvuma	Tunduru	2,043.07	2,170.00	1,700.00	6,987,647,846.00
3	Fuad Abdallah Said	Zuma Cargo Transport Company Limited	Ruvuma	Tunduru	1,981.36	2,160.00	1,028.00	31,320,334,355.00
<b>Jumla ndogo Ruvuma</b>					<b>2,013.57</b>	<b>2,170.00</b>	<b>1,028.00</b>	<b>50,420,667,491.00</b>
1	Kivukoni	Ngonde Traders Company Limited	Morogoro	Ulanga	2,125.33	2,270.00	1,850.00	292,763,930.00
<b>Jumla ndogo Morogoro</b>					<b>2,125.33</b>	<b>2,270.00</b>	<b>1,850.00</b>	<b>292,763,930.00</b>
1	Mohamed Salim-Tanga Tc	Demuton Tanzania Ltd	Tanga	Tanga CC	1,624.12	1,700.00	1,250.00	1,065,307,200.00
<b>Jumla ndogo Tanga</b>					<b>1,624.12</b>	<b>1,700.00</b>	<b>1,250.00</b>	<b>1,065,307,200.00</b>
<b>Wastani/Jumla Kuu</b>					<b>2,095.93</b>	<b>2,445.00</b>	<b>1,028.00</b>	<b>479,272,356,283.93</b>



### 3.0. HALI YA UTENDAJI WA WADAU MBALIMBALI

Sehemu hii inajadili utendaji wa wadau wa Mfumo wa Stakabadhi za Ghala ikiwemo wakulima, wanunuzi na Waendesha Ghala kwa kutazama takwimu muhimu jinsi walivyofanya katika msimu wa Korosho 2021/2022.

#### 3.1. Wakulima (Vyama vya Msingi (AMCOS)).

Katika Msimu wa 2021/2022 jumla ya **AMCOS 792** zilikusanya Korosho katika Ghala Kuu mbalimbali (*Kiambatisho Na.1*). Takwimu muhimu za AMCOS hizo ni kama ifuatavyo:-

##### 3.1.1. AMCOS zilizoongoza kwa makusanyo

Kwa mujibu wa takwimu katika Kanzidata ya WRRB, **AMCOS ya Namitili** kutokea mkoa wa Ruvuma wilayani Tunduru ndiyo iliyoongoza kwa kukusanya **tani 1,879.635**; orodha ya AMCOS Kumi Bora katika makusanyo ni kama inavyoonekana katika *Jedwali Na.5*.

**Jedwali Na.5: AMCOS Kumi Bora kwa Makusanyo Msimu 2021/2022**

Nafasi	Mkoa	Wilaya	AMCOS	Jumla ya Uzito	Daraja la I	Daraja la II
1	Ruvuma	Tunduru	Namitili Amcos Ltd	1,879,635	1,879,635	-
2	Ruvuma	Tunduru	Sama Amcos Ltd	1,774,676	1,774,676	-
3	Lindi	Liwale	Umoja Amcos Ltd	1,758,118	1,719,381	38,737
4	Mtwara	Masasi	Tuaminiane Rural Primary Cooperative Society	1,656,787	1,656,787	-
5	Ruvuma	Tunduru	Lima Amcos Ltd	1,461,614	1,461,614	-
6	Mtwara	Newala	Kitangari Amcos Ltd	1,297,637	1,290,370	7,267
7	Mtwara	Nanyumbu	Mangaka Amcos Ltd	1,222,606	1,222,606	-
8	Mtwara	Masasi	Nangoo Rural Primary Cooperative Society	1,174,361	1,174,361	-
9	Pwani	Kibiti	Chapakazi Amcos Ltd	1,111,733	989,740	121,993
10	Mtwara	Mtwara	Mayanga Amcos Ltd	1,110,449	1,042,397	68,052

##### 3.1.2. AMOCS zilizoongoza kwa kukusanya Daraja la Kwanza

Kwa mujibu wa takwimu katika Kanzidata ya WRRB, **AMCOS ya Namitili** kutokea mkoa wa Ruvuma wilayani Tunduru pia, ndiyo iliyoongoza kwa kukusanya **tani 1,879.635** zilizokuwa na wastani wa **SOT ya 49.5, unyevu (MC) 7.5%** na **Idadi ya Punje (NC) 191**. Orodha ya AMCOS Kumi Bora kwa waliokusanya Daraja la I kama inavyoonekana katika *Jedwali Na.6*.

**Jedwali Na.6: AMCOS Kumi Bora kwa Daraja la I Msimu 2021/2022**

Nafasi	Mkoa	Wilaya	AMCOS	Jumla ya Uzito	Daraja la I	Daraja la II	SOT	Moisture (%w/w)	Nut Count
1	Ruvuma	Tunduru	Namitili Amcos Ltd	1,879,635	1,879,635	-	49.50	7.5	191
2	Ruvuma	Tunduru	Sama Amcos Ltd	1,774,676	1,774,676	-	49.57	7.5	183
3	Lindi	Liwale	Umoja Amcos Ltd	1,758,118	1,719,381	38,737	50.50	9.1	174
4	Mtwara	Masasi	Tuaminiane Rural Primary Cooperative Society	1,656,787	1,656,787	-	50.38	8.3	184
5	Ruvuma	Tunduru	Lima Amcos Ltd	1,461,614	1,461,614	-	49.76	7.2	184
6	Mtwara	Newala	Kitangari Amcos Ltd	1,297,637	1,290,370	7,267	51.56	9.3	180
7	Mtwara	Nanyumbu	Mangaka Amcos Ltd	1,222,606	1,222,606	-	50.47	7.2	192
8	Mtwara	Masasi	Nangoo Rural Primary Cooperative Society	1,174,361	1,174,361	-	50.75	8.7	176
9	Mtwara	Tandahimba	Matogoro Amcos Ltd	1,103,862	1,103,862	-	49.63	9.7	163
10	Mtwara	Masasi	Mporora Amcos Ltd	1,074,865	1,074,865	-	50.93	8.6	180

### 3.1.3. AMOCS zilizoongoza kwa mapato ya korosho

Kwa mujibu wa takwimu katika Kanzidata ya WRRB, **AMCOS ya Namitili** kutokea mkoa wa Ruvuma wilayani Tunduru pia, ndiyo iliyoongoza kwa kupata wastani wa thamani ya **Sh. Bilioni 3.8** katika mauzo ya Korosho Msimu 2021/2022. Orodha ya AMCOS Kumi Bora kwa mapato ni kama inavyoonekana katika *Jedwali Na.7*.

**Jedwali Na.7: AMCOS Kumi Bora kwa Daraja la I Msimu 2021/2022**

Nafasi	Mkoa	Wilaya	AMCOS	Jumla ya Uzito	Daraja la I	Daraja la II	Wastani wa Bei	Thamani (Tsh)
1	Ruvuma	Tunduru	Namitili Amcos Ltd	1,879,635	1,879,635	-	2,028.12	3,821,865,341.00
2	Lindi	Liwale	Umoja Amcos Ltd	1,758,118	1,719,381	38,737	2,136.30	3,762,810,351.00
3	Mtwara	Masasi	Tuaminiane Rural Primary Cooperative Society	1,656,787	1,656,787	-	2,132.54	3,556,821,723.00
4	Ruvuma	Tunduru	Sama Amcos Ltd	1,774,676	1,774,676	-	1,993.05	3,537,152,498.00
5	Mtwara	Newala	Kitangari Amcos Ltd	1,297,637	1,290,370	7,267	2,235.35	2,903,812,007.00
6	Ruvuma	Tunduru	Lima Amcos Ltd	1,461,614	1,461,614	-	1,987.25	2,896,818,436.00
7	Mtwara	Nanyumbu	Mangaka Amcos Ltd	1,222,606	1,222,606	-	2,101.10	2,621,289,037.20
8	Mtwara	Masasi	Nangoo Rural Primary Cooperative Society	1,174,361	1,174,361	-	2,165.64	2,549,536,362.00
9	Mtwara	Tandahimba	Matogoro Amcos Ltd	1,103,862	1,103,862	-	2,176.24	2,405,964,084.00
10	Mtwara	Masasi	Mpowora Amcos Ltd	1,074,865	1,074,865	-	2,232.92	2,401,283,377.00

### 3.2. Wanunuzi

Katika Msimu wa 2021/2022 jumla ya **Kampuni 56** za **Wanunuzi**, walijitokeza kununua na kushinda minada iliyokuwa ikifanyika kupitia Mfumo wa Stakabadhi za Ghala (*Kiambatisho Na. 2*). Takwimu muhimu za Wanunuzi hizo ni kama ifuatavyo.

#### 3.2.1. Wanunuzi walioongoza kununua kiasi cha korosho

Kwa mujibu wa takwimu katika Kanzidata ya WRRB, **Kampuni ya Sibatanza Ltd** ndiyo iliyoongoza kwa kununua **tani 30,562.108** kupitia Mfumo wa Stakabadhi za Ghala. Aidha, kampuni Kumi Bora zilinunua jumla ya **tani 139,404.920** sawa na **60%** ya Korosho yote iliyokusanywa kupitia Mfumo wa Stakabadhi za Ghala. Orodha ya Kampuni Kumi Bora kwa kiasi kilichonunuliwa ni kama inavyoonekana katika *Jedwali Na.8*.

**Jedwali Na.8: Kampuni Kumi Bora kwa kiasi cha manunuzi**

Nafasi	Jina la Mnunuzi	Lindi	Mtwara	Pwani	Ruvuma	Morogoro	Tanga	Jumla (Kg)
1	Sibatanza Limited	8,694,121	18,665,004	970,534	2,189,723	42,726	-	30,562,108
2	Export Trading Company Limited	2,707,977	11,380,922	408,173	4,704,946	-	-	19,202,018
3	Mapainia Tanzania Ltd	6,145,155	6,781,230	1,433,565	3,017,961	-	-	17,377,911
4	Iscon Commodities (T) Ltd	1,581,566	9,857,954	-	1,610,253	-	-	13,049,773
5	Tridge Tanzania Ltd	-	12,186,698	-	-	-	-	12,186,698
6	Alpha Namata Company Ltd	4,746,632	5,994,934	343,829	175,000	-	-	11,260,395
7	Udhaya Agro (T) Ltd	5,880,790	418,079	-	4,180,016	-	-	10,478,885
8	Pompous Sonthanphat Ltd	864,665	4,554,483	3,197,732	564,297	9,935	-	9,191,112
9	Kufanikiwa Tanzania Ltd	3,233,298	5,439,892	-	-	-	-	8,673,190
10	Amj Buying & Transportation Ltd	2,121,678	4,993,192	-	307,960	-	-	7,422,830
	Jumla	35,975,882	80,272,388	6,353,833	16,750,156	52,661	-	139,404,920

#### 3.2.2. Wanunuzi walioongoza kwa wastani wa juu wa bei

Kwa mujibu wa takwimu katika Kanzidata ya WRRB, **Likonde Export Co Ltd** ndiyo iliyoongoza kwa wastani wa bei ya juu kwa kutoa **Sh. 2,400.00** kwa kilo. Aidha, kampuni kumi bora kwa wastani wa bei zilitoa wastani wa **Sh. 2,291.41**

ambapo ilikuwa ni wastani wa **tani 18,450.584**. Orodha ya Kampuni Kumi Bora kwa wastani wa bei ni kama inavyoonekana katika *Jedwali Na.9*.

Aidha, wanunuzi wengi waliionekana kutoa wastani wa bei za juu kama vile CPB; walinunua kwa lengo ubanguaji; hii inaashiria kuwa uwekezaji katika ubanguaji wa ndani utaongeza tija katika bei na thamani ya zao.

### Jedwali Na.9: Kampuni Kumi Bora kwa wastani wa bei

Nafasi	Jina la Mnunuzi	Lindi	Mtwara	Pwani	Ruvuma	Morogoro	Tanga	Jumla (Kg)	Thamani (Tsh)	Wastani Bei
1	Likonde Export Company Ltd	-	96,605	-	-	-	-	96,605	231,852,000.00	2400.00
2	CPB	-	421,216	-	-	-	-	421,216	975,115,040.00	2315.00
3	Jyf Bros Enterprises Ltd	-	115,947	-	-	-	-	115,947	266,678,100.00	2300.00
4	Jegah Ltd	-	110,853	-	-	-	-	110,853	254,961,900.00	2300.00
5	Lion Agro Global Limited	63,308	795,827	-	-	-	-	859,135	1,964,714,213.00	2286.00
6	Sabari Seeds Limited	387,377	430,131	-	-	-	-	817,508	1,857,090,576.00	2271.68
7	Saisurya Export Ltd	-	236,482	-	-	-	-	236,482	536,604,970.00	2268.00
8	Tridge Tanzania Ltd	-	12,186,698	-	-	-	-	12,186,698	27,574,321,598.00	2262.21
9	Beafarm Agriventure Company	-	207,396	-	-	-	-	207,396	468,427,492.00	2258.77
10	Amago Exim Tanzania Co Ltd	1,823,049	1,485,748	-	89,947	-	-	3,398,744	7,172,956,552.00	2252.44
<b>Jumla</b>		<b>2,273,734</b>	<b>16,086,903</b>	<b>-</b>	<b>89,947</b>	<b>-</b>	<b>-</b>	<b>18,450,584</b>	<b>41,302,722,441.00</b>	<b>2291.41</b>

### 3.2.3. Ufanisi wa wanunuzi kutoa mizigo ghalani

Kwa mujibu wa takwimu katika Kanzidata ya WRRB, wastani wa mzigo kukaa ghalani tokea siku unapopokelewa mpaka mnunuzi kuuchukua ni **siku 25**. Katika msimu wa 2021/2022 kampuni ya **Jashan Agro Tanzania Ltd** ndiyo iliongoza kwa kuchukua mzigo ndani ya **siku 14** tokea kupokelewa kwake.

Muda wa mzigo kukaa ghalani hutegemea wakulima walipoanza kukusanya na kasi ya kukamilika kwa *stake* ambazo zinapofikia idadi inayotosha hupelekwa minadani; hii huweza kuchukua wastani wa siku nne hadi saba au zaidi kutegemea na eneo. Hii hufuatiwa na muda mnunuzi anaopewa kukamilisha malipo wa siku zisizopungua nne na hatimaye kuanza kutolewa pindi mnunuzi anapofika ghalani ambapo hupewa siku 14 za kazi kutoa bila adhabu.

Orodha ya Kampuni Kumi Bora kwa wastani wa siku za kutoa mzigo ghalani ni kama inavyoonekana katika *Jedwali Na. 10*.

### Jedwali Na.10: Kampuni Kumi Bora kwa ufanisi wa kutoa mzigo

Nafasi	Jina la Mnunuzi	Lindi	Mtwara	Pwani	Ruvuma	Morogoro	Tanga	Jumla (Kg)	Wastani wa Siku Ghalani
1	Jashan Agro Tanzania Limited	263,961	110,388	-	-	-	-	374,349	14
2	Ko Impex Ltd	251,328	207,801	-	-	46,477	-	505,606	15
3	Vnbp Trading Co.Ltd	1,349,999	5,657,732	-	-	-	-	7,007,731	15
4	Likonde Export Company Ltd	-	96,605	-	-	-	-	96,605	16
5	Hmedic Technology Ltd	-	-	53,614	-	-	-	53,614	17
6	Valency Agro Tanzania Ltd	612,633	591,982	-	-	-	-	1,204,615	18
7	Paradise Exim Ltd	-	262,506	502,118	-	-	-	764,624	18
8	Quality Pulse Exporters Ltd	135,568	279,713	193,489	397,265	-	-	1,006,035	18
9	Mohamed Enterprises Ltd	121,326	432,689	-	-	-	-	554,015	20
10	Ospher International Limited	1,368,243	2,098,000	-	-	-	-	3,466,243	20
<b>Wastani</b>									<b>17</b>

### 3.3. Waendesha Ghala

Katika msimu wa 2021/2022 WRRB ilitoa leseni kwa jumla ya kampuni 22 za Waendesha Ghala. Kama ilivyoatajwa katika kikao cha wadau cha tarehe 20

Julai 2021, ilipangwa katika msimu 2021/2022 Waendesha Ghala watadarajishwa kutokana na utendaji wao.

Katika udarajishaji jumla ya vigezo vikuu **vinne (4)** ambavyo ndani yake vilikuwa vimejengwa na vigezo vingine vidogo vidogo. Vigezo vilivyotumika ni kama ifuatavyo:-

- a. **Uzoefu:** Kipimo hiki kilikuwa na vigezo vinne ikiwemo **kiasi cha uzito** aliowahi kuhudumia kihistoria, **idadi ya mazao** aliyohifadhi kupitia Mfumo na **idadi ya miaka** Mwendesha Ghala aliyoko kwenye tasnia kihistoria. Kipimo hiki chote kilitumia takwimu halisi kutoka kwenye Kanzidata ya WRRB.
- b. **Hatari ya Kutengeneza Madeni:** Kipimo hiki kilikuwa na vigezo viwili ikiwemo takwimu za **kiwango cha upungufu** kilichowahi kusababishwa na Mwendesha Ghala kwa historia ya takwimu zake kwenye Mfumo na **Kinga za Utendaji** za kampuni husika zilizowasilishwa Bodi.
- c. **Malalamiko Kutoka kwa Wadau:** Kipimo hiki kilikuwa na vigezo viwili ikiwemo idadi ya malalamiko yaliyowasilishwa na kuthibitishwa kuwa na mashiko kutoka kwa **Wakulima** na **Wanunuzi**.
- d. **Uwezo wa Kuzingatia Sheria, Kanuni na Miongozo:** Kipimo hiki kilikuwa na vigezo vitatu ambavyo vilitazama mwenendo wa Mwendesha Ghala na matukio yaliyoweza kuthibitishwa ya uvunjifu wa Sheria, Kanuni na Miongozo iliyotolewa na **WRRB, Bodi za Mazao** na au **Mamlaka za Serikali Kuu/Mitaa (Jamhuri)**.

Vigezo tajwa hapo juu vilipangwa kwa kutumia mbinu/kipimo kwa mtindo wa *Likert Scale* kwa nambari 0,1,2,3 na 4; ambapo jinsi inavyokaribia 4 ndivyo ilivyo chanya katika utendaji na jinsi inavyokaribia 0 inakuwa hasi kwa utendaji. Ufunguo wa alama ni **Hafai Kabisa** (Alama 0), **Utendaji Dhaifu** (Alama 1), **Utendaji wa Kati** (Alama 2), **Utendaji Unaoridhisha** (Alama 3), **Utendaji Uliotukuka** (Alama 4).

Kwa mujibu wa kipimo hicho, kama inavyoonekana *Jedwali Na.11* kampuni zilizoongoza ni kampuni ya **Nangomba Holding Co Ltd** iliongoza kwa ufanisi kwa kupata jumla ya **alama 3.42** na kushika nafasi ya kwanza, ikifuatia nafasi ya pili **Ngonde Trader Co Ltd** alama **3.21** na nafasi ya tatu **Perfect Cashew Kernel Ltd** alama **3.17**.

Kampuni zilizofanya kazi kwa udhaifu ni kampuni ya **Yuha Co Ltd** iliyopata **alama1.29** iliyokuwa ya mwisho, **Chilindo Co Ltd** alama **1.38** ya pili kutoka mwisho na **Partner General Supplies** alama **1.58**.

**Jedwali Na.11: Udarajishaji wa Utendaji wa Waendesha Ghala**

<b>Nafasi</b>	<b>Kampuni ya Mwendesha Ghala</b>	<b>Alama kati ya 4</b>
1	Nangomba Holding Co Ltd	3.42
2	Ngonde Traders Company Limited	3.21
3	Perfect Cashew Kernel Ltd	3.17
4	Ruangwa Warehousing Company Ltd	3.13
5	Zuma Cargo Transport Company Limited	3.11
6	Demuton Tanzania Ltd	3.06
7	Nachingwea Investment And Supplies Ltd	2.83
8	Daywinry Company Ltd	2.71
9	L. M. Malegeri Co Ltd	2.65
10	Pisah Limited	2.61
11	Pugna Agrifood Tanzania Ltd	2.50
12	Ahn & Raka Company Ltd	2.42
13	Jasaya General Trading Co Ltd	2.33
14	Splendors Control Ltd	2.27
15	Kiibale Company Ltd	2.00
16	I&R Agribusiness Company Ltd	1.96
17	Rahami Agri.Investment Limited	1.88
18	Kossa Company Limited	1.83
19	Kejuliana Co Ltd	1.63
20	Partner General Supplies	1.58
21	Chilindo Company Limited	1.38
22	Yuha Company Limited	1.29
<b>Wastani wa utendaji kwa ujumla</b>		<b>2.41</b>

#### **4.0. CHANGAMOTO**

#### **4.1. Waendesha Ghala Kutakiwa Kutoa Korosho Kama Walivyopokea:**

##### **4.1.1. Chimbuko**

*“Mwongozo Na.1 wa Usimamizi wa Masoko na Mauzo ya Korosho Ghafi wa Mwaka 2021/2022 Toleo la Kwanza”*, umeanisha taratibu za upokeaji, utunzaji na utoaji wa mazao katika Ghala Kuu unaotumiwa na Waendesha Ghala pamoja na wadau wengine. Aidha, katika msimu wa mwaka 2021/2022 utaratibu wa kusitisha uwekaji wa viwango vya unyaufu katika uliondolewa; na hivyo kuwataka Waendesha Ghala kutoa mizigo kulingana na uzito wa mazao ulioanishwa kwenye Stakabadhi ya Ghala bila kujali kiasi kinachopungua katika shughuli za uhifadhi kama vile ukataji sampuli, udhaifu wa vifungashio au mambo mengine yanayoweza kuasabisha upungufu kama ilivyotajwa katika Kiwango cha Korosho Ghafi (*Raw cashewnut-Specification*) Namba 2278 cha mwaka 2018 kama kiwango cha kitaifa (TZS 2278:2018) kilichotolewa na Shirika la Viwango Tanzania (TBS).

Uondoaji wa matumizi ya viwango vya upungufu ulitokana na kile kilichoonekana kwa baadhi ya Waendesha Ghala kutokuwa waaminifu kwa kuvitumia viwango hivyo kinyume na uhalisia, mfano katika eneo la Masasi lililoko ukanda bara ambapo kiwango cha upungufu wa uzito kilianishwa kuwa 0.69% ya mzigo uliopo endapo mzigo ungehifadhiwa ghalani katika kipindi cha siku 93; Mwendesha Ghala katika eneo husika wakati alipotoa korosho alikata upungufu wa asilimia 0.69% bila kujali uhalisia wa upungufu wa kila mzigo.

Hali hii ilipelekea baadhi ya wanunuzi kulalamikia kiwango hicho kilichokuwa kinatumika kuwa cha juu sana kuliko uhalisia; na katika baadhi ya vikao waliomba Serikali kupitia taasisi za utafiti na zile zenye mamlaka kufanya mapitio ya viwango hivyo ili kujiridhisha na uhalali wa viwango hivyo kutumika na kuja na mapendekezo ya viwango halisia.

Hivyo, kufuatia maagizo ya Serikali, Waendesha Ghala walitakiwa kupokea na kutoa korosho kwa uzito ule ule.

Katika msimu huu (2021/2022), Bodi ya Usimamizi wa Stakabadhi za Ghala (WRRB) kwa kushirikiana na Bodi ya Korosho Tanzania (CBT) na Tume ya Maendeleo ya Ushirika (TCDC) zilitekeleza Mwongozo mpya. Hata hivyo, katika utekelezaji wa Mwongozo WRRB imeendelea kupokea malalamiko kutoka kwa wanunuzi na Waendesha Ghala juu ya tofauti ya uzito kati ya kiasi kilichoingia na kutolewa kwa wanunuzi ikilinganishwa na stakabadhi husika.

Kufuatia hali hii Waendesha Ghala wamekuwa wakitoa mzigo kulingana na uzito ulioanishwa kwenye stakabadhi; na pale panapokuwa na upungufu wa uzito katika stakabadhi, inawalizimu Waendesha Ghala kuwafidia wanunuzi

upungufu wa uzito pale inapotokea. Fidia hii inalazimika kutoka katika uzito wa mzigo wa stakabadhi nyingine na kuweka kumbukumbu sahihi.

Kufuatia hali hiyo Bodi ilifanya ukaguzi mwanzo wa msimu na taarifa kuwasilishwa kwa Katibu Mkuu Wizara ya Viwanda na Biashara (**Kiambatisho 6**).

#### **4.1.2. Visababishi vya upungufu wa uzito ghalani**

Kwa mujibu wa maandiko na uzoefu kutoka kwa wadau upungufu wa mazao ghalani unachangiwa na visababishi vifuatavyo.

**i. Mwongozo wa Bodi ya Korosho Tanzania (CBT) kuwataka Waendesha Ghala kupokea mazao yenye unyevu wa hadi 10% (w/w) badala ya Kiwango cha Unyevu Msawazo (*Equilibrium Moisture Content*) cha 8.1% (w/w):**

Kutokana na takwa hilo la mwongozo, korosho huruhusiwa kupokelewa ghalani ikiwa na kiwango cha unyevu cha hadi 10% (w/w). Kulingana na maandiko ya kisayansi yanaonesha kuwa unyevu huo huendelea kupungua kutokana na sababu za kibailojia ikiwa ni pamoja na uhusiano kati ya hali ya unyevu angani (*humidity*), jotoridi (*temperature*), kiasi cha *iodine* na *peroksaidi* na mafuta kwenye korosho ghafi hadi kufikia kiwango msawazo cha asilimia 8.1% (w/w) (*Sabna et al, 2015*).

**ii. Uhaba wa ghala maeneo mengi:** Katika sekta ndogo ya korosho zinatumiwa ghala zenye ubora tofauti kuhifadhi korosho. Baadhi ya ghala zimejengwa mahususi kwa ajili ya kuhifadhi korosho na nyingine zimejengwa bila kuzingatia mahitaji maalum ya zao la korosho. Ghala hizi zinakua na mifumo tofauti ya kuingiza hewa na hata hali ya joto hubadilika kutokana na idadi ya vent za juu na chini, kimo cha ghala na idadi ya milango lliyopo. Pia, sehemu kubwa ya nchi haina ghala zenye viwango hivyo, hulazimika kuangalia vigezo vya msingi (*minimum requirement*) na kuzitumia. Sifa za msingi zinazozingatiwa ni pamoja na

- a. Kuta, bati, sakafu, milingo imara na madirisha ya kuingizia hewa (*venti*);
- b. Uwepo wa mizani iliyofanyiwa uhakiki na wakala wa vipimo Tanzania;
- c. Vipimia unyevu vilivyothibitishwa na Shirika la Viwango Tanzania (TBS);
- d. Vifaa vya kuzimia moto kama vile mitungi ya kuzimia na/au ndoo za mchanga;
- e. Upatikanaji wa mawasiliano ya simu na intaneti;
- f. Ukubwa wa kuhifadhi usiopungua kilogramu 200,000;

Hali hii ya miundombinu inaathari katika jotoridi na kiwango cha unyevu katika hewa ghalani.

- iii. **Wakulima kutumia gunia zenye viwango dhaifu:** Katika maeneo mbalimbali wakulima, Waendesha Ghala na wanunuzi wamekuwa wakilalamika kutokana na udhaifu wa vifungashio kwa kupasuka na kumwaga mazao ambayo husababisha upungufu mazao yaliyomwagika na kiasi kupotea wakati wa kurudishia kwenye vifungashio.



**Kielelezo: Gunia zilizopasuka licha ya kuwa ni mpya zinazosababisha umwagikaji ghalani**

- iv. **Uaminifu:** Baadhi ya wadau kuwa na vitendo vya kukosa uaminifu na kuiba mazao kwa makusudi kwa mfano
- **Mkulima:** Wajumbe kupunguza mazao wakati wa usafirishaji na kutoa taarifa kuwa ni unyaufu
  - **Mwendesha Ghala:** Kutokuwa makini katika kupokea unyevu, au kudokoa mazao yaliyo ghalani
  - **Wakala wa Mnunuzi:** Kupunguza uzito akiwa njiani kupeleka kwa mnunuzi na kudai kuwa ni unyaufu au kutokuwa makini kulinda mzigo wake na kuibiwa wakati wa usafirisha
- v. **Mabadiliko ya tabia ya nchi:** Katika kipindi cha karibuni pamekuwa na matukio ya mabadiliko ya tabia ya nchi ambapo kwa baadhi ya maeneo pamekuwa na ongezeko kubwa la joto ambalo husababisha madhara katika uhifadhi wa mizigo.

#### 4.1.3. Mapendekezo

Mapendekezo ya utatuzi wa changamoto ya upungufu mzigo ghalani;

- i. Bodi inashauri kufanyika tafiti katika mazao yanayotumia Mfumo na kuendelea kufanya mapitio kwa kila msimu.
- ii. Kushirikiana na kampuni za bima kuandaa viwango vya utendaji na namna ya ulipaji fidia unaoendana na viwango vya kimataifa.



- iii. Kuboresha miundombinu ya Usimamizi wa ghala ikiwemo kutumia mizani inayotoa taarifa za kieletroniki; kufanya kuwa lazima kila ghala kuwa na camera (CCTV), kuweka utambuzi wa kipekee wa kila gunia linalokuja ghalani na kuboresha teknolojia ya kushusha mizigo kwa kutumia *conveyors belt*.
- iv. Kufunga mizani ya kidijitali ambayo itatoa taarifa katika mifumo ya kompyuta kila kinachoingia na kutoka ili kuondoa uwezekano wa uchakachujaji taarifa;
- v. Kuboresha kanzidata itakayokuwa inawasiliana na wadau husika hususan wanunuzi pindi mzigo unapotoka ghalani kutuma taarifa ya kilogramu, gunia na ubora ili kupunguza uwezekano wa upunguzaji mzigo njiani.
- vi. Tume ya Maendeleo ya Ushirika kuhakikisha uwepo wa vifaa vya kuhakiki ubora pamoja na kuzingatiwa kwa miongozo katika ngazi ya AMOCS;
- vii. Uhamasishaji wa ujenzi wa ghala bora na kisasa zenye kupunguza changamoto za mabadiliko ya hali ya hewa na miundombinu bora ya uhifadhi.

#### **4.2. Changamoto Nyingine**

- a. Uelewa mdogo wa wadau majukumu na mipaka ya Bodi na taasisi nyingine katika Mfumo wa Stakabadhi za Ghala;
- b. Uelewa mdogo juu ya jinsi Mfumo unavyofanya kazi;
- c. Kutozingatiwa kwa viwango vya ubora kwa baadhi ya wadau hususan wakati wa kuandaa mazao kabla hayajafikishwa ghalani;
- d. Baadhi ya wadau kutotoa ushirikiano wa kutosha kutatua changamoto za kimfumo hususan kwenye tafiti za kuboresha utendaji;
- e. Uhitaji wa kufanyie marejeo ya *lien* ya Sh.38 kutokidhi Gharama za sasa;

## Kiambatisho Na.1

N	Top Depositors (Kg)	Top Grade I	Top Average Revenue	Mkoa	Wilaya	AMCOS	Received (Kg)	Grade I (Kg)	Grade II (Kg)	SOT	Moisture (%w/w)	Nut Count	Average	Max	Min	(Tsh)
1	432	417	439	Lindi	Kilwa	Jaribuni Amcos Ltd	200,288	200,288	-	49.76	8.9	179	1,995.95	2,130.00	1,700.00	402,773,854.00
2	656	638	654	Lindi	Kilwa	Kingoli Amcos Ltd	41,232	41,232	-	51.03	9.1	177	2,082.50	2,120.00	2,010.00	86,217,860.00
3	563	552	563	Lindi	Kilwa	Kinjumbi Amcos Ltd	93,420	93,420	-	49.51	8.9	183	2,028.71	2,100.00	1,960.00	189,857,340.00
4	669	646	669	Lindi	Kilwa	Linali Amcos Ltd	36,421	36,421	-	50.35	8.5	195	2,020.00	2,100.00	1,960.00	73,765,490.00
5	318	307	330	Lindi	Kilwa	Matandu Amcos Ltd	297,325	296,994	331.00	49.78	8.4	193	2,002.33	2,130.00	1,635.00	598,425,363.00
6	85	86	93	Lindi	Kilwa	Mshikamano Amcos Ltd	616,040	605,702	10,338.00	49.73	8.7	181	2,055.22	2,275.00	1,635.00	1,265,784,095.00
7	149	161	158	Lindi	Kilwa	Mtungi Amcos Ltd	498,779	475,783	22,996.00	49.85	9.1	182	2,031.10	2,100.00	1,601.00	1,011,683,415.00
8	233	222	231	Lindi	Kilwa	Namakongoro Amcos Ltd	385,546	385,546	-	49.84	9.4	181	2,041.58	2,130.00	1,601.00	787,418,559.00
9	262	252	265	Lindi	Kilwa	Nang'Oo Amcos Ltd	349,972	349,972	-	50.36	8.8	174	2,043.26	2,120.00	1,960.00	714,539,118.00
10	36	35	38	Lindi	Kilwa	Pande Amcos Ltd	821,590	821,590	-	50.17	9.3	178	2,078.40	2,275.00	1,960.00	1,705,797,443.00
11	279	290	290	Lindi	Kilwa	Ruyaya Amcos Ltd	330,752	320,278	10,474.00	49.38	8.8	185	2,032.80	2,100.00	1,601.00	671,783,179.00
12	155	148	160	Lindi	Kilwa	Sisi Kwa Sisi Amcos Ltd	492,133	492,133	-	49.80	9.0	179	2,038.08	2,275.00	1,700.00	1,002,677,800.00
13	407	396	404	Lindi	Kilwa	Somanga Amcos Ltd	222,060	220,773	1,287.00	49.81	8.6	184	2,052.96	2,275.00	1,635.00	459,563,096.00
14	290	276	296	Lindi	Kilwa	Tapwa Amcos Ltd	322,641	322,641	-	50.27	8.7	188	2,049.18	2,275.00	1,700.00	663,443,899.00
15	582	565	579	Lindi	Kilwa	Ukangala Amcos Ltd	82,417	82,417	-	50.19	8.2	196	2,047.63	2,100.00	2,001.00	168,884,408.00
16	198	215	205	Lindi	Kilwa	Ulina Amcos Amcos Ltd	429,906	394,144	35,762.00	49.94	9.3	178	2,038.91	2,130.00	1,601.00	875,589,110.00
17	54	50	57	Lindi	Kilwa	Umoja Mikoma Amcos Ltd	721,926	721,926	-	49.92	9.2	175	2,035.82	2,130.00	1,960.00	1,469,947,666.00
18	480	482	479	Lindi	Lindi	Chikonji Amcos Amcos Ltd	156,436	148,280	8,156.00	49.24	9.0	179	2,062.59	2,200.00	1,640.00	323,783,140.00
19	733	699	730	Lindi	Lindi	Kingoli Amcos Ltd	16,800	16,800	-	50.00	8.7	184	2,070.00	2,070.00	2,070.00	34,776,000.00
20	171	168	174	Lindi	Lindi	Kitumiki Amcos Ltd	458,990	443,781	15,209.00	49.26	8.9	177	2,110.98	2,286.00	1,640.00	976,437,649.00
21	510	503	504	Lindi	Lindi	Mchinga Amcos Ltd	136,248	131,501	4,747.00	49.17	8.7	178	2,079.58	2,205.00	1,640.00	288,506,290.00
22	674	650	672	Lindi	Lindi	Milola Amcos Ltd	35,237	35,237	-	49.60	8.8	183	2,030.80	2,052.00	2,002.00	71,391,004.00
23	436	422	437	Lindi	Lindi	Mnali Amcos Amcos Ltd	197,549	197,549	-	49.80	9.1	177	2,071.10	2,205.00	1,960.00	409,257,486.00
24	105	108	110	Lindi	Lindi	Mnazimmoja Amcos Amcos Ltd	578,625	557,360	21,265.00	49.23	8.7	178	2,098.55	2,286.00	1,640.00	1,195,130,351.00
25	691	666	677	Lindi	Lindi	Mnolea Amcos Ltd	30,025	30,025	-	50.00	9.8	196	2,200.00	2,200.00	2,200.00	66,055,000.00
26	692	667	690	Lindi	Lindi	Mtungi Amcos Ltd	29,914	29,914	-	49.00	9.1	183	2,030.00	2,050.00	2,010.00	60,726,020.00
27	640	620	623	Lindi	Lindi	Muungano Amcos Ltd	54,300	54,300	-	48.25	9.4	183	2,165.00	2,250.00	2,010.00	118,636,650.00
28	232	236	224	Lindi	Lindi	Mvuleni Amcos Ltd	386,323	365,457	20,866.00	48.37	8.8	176	2,114.47	2,250.00	1,601.00	802,614,135.00
29	523	518	516	Lindi	Lindi	Nachunyu Amcos Ltd	119,384	119,384	-	49.30	8.1	183	2,207.20	2,286.00	2,040.00	263,972,652.00
30	449	441	448	Lindi	Lindi	Naki Amcos Ltd	184,207	184,207	-	50.16	8.5	192	2,047.16	2,250.00	1,960.00	377,091,224.00
31	762	730	761	Lindi	Lindi	Namakongoro Amcos Ltd	10,055	10,055	-	50.00	8.5	181	2,010.00	2,010.00	2,010.00	20,210,550.00
32	450	447	451	Lindi	Lindi	Nangaru Amcos Ltd	182,908	176,272	6,636.00	49.18	9.6	179	1,994.47	2,250.00	1,640.00	367,586,570.00
33	570	570	566	Lindi	Lindi	Natam Amcos Ltd	90,125	80,190	9,935.00	48.89	8.6	172	2,063.00	2,210.00	1,601.00	185,945,525.00
34	316	339	321	Lindi	Lindi	Navanga Amcos Ltd	298,829	273,549	25,280.00	49.41	9.2	176	2,058.00	2,250.00	1,640.00	618,869,480.00
35	394	401	384	Lindi	Lindi	Ng'Apa Amcos Ltd	241,711	218,383	23,328.00	48.76	8.9	179	2,038.52	2,205.00	1,640.00	498,532,405.00
36	554	540	548	Lindi	Lindi	Pachani Amcos Ltd	99,797	99,797	-	49.50	8.8	178	2,098.70	2,205.00	2,002.00	209,497,001.00
37	645	628	640	Lindi	Lindi	Pangatena Amcos Ltd	50,195	50,195	-	49.20	9.5	171	2,091.00	2,205.00	2,010.00	104,952,925.00
38	304	327	314	Lindi	Lindi	Rutamba Amcos Ltd	310,888	280,689	30,199.00	48.10	9.5	179	2,008.47	2,250.00	1,640.00	630,787,385.00
39	590	587	585	Lindi	Lindi	Sudi Amcos Ltd	78,281	70,135	8,146.00	48.75	9.1	176	2,051.25	2,205.00	1,640.00	161,338,490.00
40	63	62	59	Lindi	Lindi	Ujirani Mwema Amcos Ltd	691,680	673,579	18,101.00	48.98	8.9	185	2,109.87	2,286.00	1,601.00	1,461,212,266.00
41	688	662	686	Lindi	Lindi	Ukombozi Nakiu Amcos Ltd	31,128	31,128	-	49.00	8.7	190	1,985.00	2,010.00	1,960.00	62,104,630.00
42	206	195	209	Lindi	Lindi	Ulina Amcos Amcos Ltd	424,079	424,079	-	48.93	8.6	180	2,031.86	2,200.00	1,960.00	860,395,100.00
43	38	43	46	Lindi	Lindi Vijijini	Kiwalala Amcos Ltd	795,824	753,838	41,986.00	48.96	9.0	178	2,080.53	2,200.00	1,640.00	1,584,989,746.00
44	362	348	358	Lindi	Lindi Vijijini	Malungo Amcos Ltd	263,640	263,640	-	50.30	9.1	150	2,111.75	2,275.00	2,021.00	556,273,986.00
45	109	110	121	Lindi	Lindi Vijijini	Mandwanga Amcos Ltd	570,485	550,812	19,673.00	48.60	9.2	154	2,057.36	2,260.00	1,640.00	1,153,233,100.00
46	757	726	751	Lindi	Lindi Vijijini	Matama Amcos Ltd	11,240	11,240	-	49.80	8.7	190	2,080.00	2,080.00	2,080.00	23,379,200.00
47	240	234	229	Lindi	Lindi Vijijini	Mmangawanga Amcos Ltd	379,522	369,001	10,521.00	48.86	9.2	177	2,085.71	2,275.00	1,640.00	791,882,077.00
48	168	183	191	Lindi	Lindi Vijijini	Mnolea Amcos Ltd	462,391	437,524	24,867.00	48.96	8.6	183	2,062.00	2,275.00	1,708.00	910,665,998.00
49	115	109	123	Lindi	Lindi Vijijini	Mtama Amcos Ltd	551,667	551,667	-	49.91	8.7	180	2,086.42	2,275.00	1,700.00	1,132,970,043.00
50	182	206	192	Lindi	Lindi Vijijini	Mtua Amcos Ltd	443,711	406,953	36,758.00	48.86	9.1	177	2,042.00	2,275.00	1,640.00	908,220,515.00
51	42	39	40	Lindi	Lindi Vijijini	Nachunyu Amcos Ltd	769,638	761,422	8,216.00	49.69	8.8	175	2,155.25	2,275.00	1,710.00	1,661,542,068.00
52	258	253	270	Lindi	Lindi Vijijini	Nahukahuka Amcos Ltd	354,548	344,560	9,988.00	48.89	9.4	160	2,039.50	2,260.00	1,700.00	703,428,397.00
53	302	302	302	Lindi	Lindi Vijijini	Namangale Amcos	309,638	309,638	-	50.57	8.5	183	2,082.60	2,275.00	1,700.00	645,571,611.00
54	395	380	388	Lindi	Lindi Vijijini	Nanyum Amcos Ltd	240,956	240,956	-	50.63	9.0	169	2,043.88	2,201.00	1,700.00	493,126,671.00
55	89	83	83	Lindi	Lindi Vijijini	Natam Amcos Ltd	610,150	600,116	10,034.00	49.67	8.8	169	2,142.18	2,275.00	1,710.00	1,306,973,998.00
56	367	355	357	Lindi	Lindi Vijijini	Navanga Amcos Ltd	260,045	260,045	-	50.43	8.9	174	2,163.46	2,275.00	2,021.00	562,623,015.00
57	292	306	295	Lindi	Lindi Vijijini	Nyangamara Amcos Ltd	321,420	298,408	23,012.00	48.84	9.4	169	2,062.03	2,210.00	1,710.00	663,561,768.00
58	39	37	42	Lindi	Lindi Vijijini	Nyangao Amcos Ltd	795,285	795,285	-	49.83	8.7	178	2,021.77	2,275.00	1,700.00	1,602,228,378.00
59	49	45	55	Lindi	Lindi Vijijini	Nyengedi Amcos Ltd	744,270	744,270	-	49.84	8.8	179	2,092.63	2,275.00	1,700.00	1,509,602,295.00
60	339	364	352	Lindi	Lindi Vijijini	Pangatena Amcos Ltd	280,861	252,597	28,264.00	48.47	9.1	175	2,023.59	2,275.00	1,600.00	570,452,365.00
61	188	180	182	Lindi	Lindi Vijijini	Sudi Amcos Ltd	439,106	439,106	-	49.96	8.8	171	2,115.90	2,275.00	2,025.00	930,714,191.00
62	80	77	74	Lindi	Liwale	Amani Amcos Ltd	631,382	631,382	-	51.57	8.7	178	2,186.76	2,292.00	1,725.00	1,383,526,135.00
63	234	223	234	Lindi	Liwale	Chibandu Amcos Ltd	385,531	385,531	-	51.50	9.1	187	2,155.05	2,292.00	1,660.00	783,244,007.00
64	108	100	101	Lindi	Liwale	Chiluli Amcos Ltd	571,248	571,248	-	50.79	8.4	177	2,116.38	2,295.00	1,660.00	1,218,367,474.00
65	439	428	433	Lindi	Liwale	Chimbuko Amcos Ltd	194,606	194,606	-	50.88	8.5	187	2,136.89	2,292.00	1,660.00	414,067,726.00

66	502	489	487	Lindi	Liwale	Kinali Amcos Ltd	142,655	142,655	-	51.82	8.7	196	2,181.82	2,287.00	1,820.00	315,513,235.00
67	208	197	197	Lindi	Liwale	Kingoma Amcos Ltd	421,745	421,745	-	50.25	9.3	182	2,094.39	2,293.00	1,660.00	891,000,745.00
68	209	198	189	Lindi	Liwale	Legezamwendo Amcos Ltd	421,003	421,003	-	52.02	8.5	176	2,192.88	2,295.00	1,725.00	920,129,523.00
69	67	68	73	Lindi	Liwale	Ligunga Amcos Ltd	673,555	658,473	15,082.00	50.15	8.8	185	2,044.95	2,295.00	1,320.00	1,387,532,319.00
70	12	11	11	Lindi	Liwale	Likongowele Amcos Ltd	1,103,149	1,070,586	32,563.00	50.84	8.8	174	2,130.11	2,292.00	1,300.00	2,374,645,624.00
71	269	258	287	Lindi	Liwale	Maendeleo Amcos Ltd	340,340	340,340	-	51.18	8.9	184	2,098.48	2,295.00	1,660.00	673,225,540.00
72	310	298	289	Lindi	Liwale	Mahonga Amcos Ltd	307,308	307,308	-	51.27	8.7	175	2,183.70	2,293.00	1,815.00	671,985,723.00
73	400	389	385	Lindi	Liwale	Makata Amcos Ltd	230,058	230,058	-	50.62	9.3	178	2,177.83	2,293.00	1,725.00	494,080,285.00
74	69	64	56	Lindi	Liwale	Manduki Amcos Ltd	669,466	669,466	-	51.91	8.3	191	2,216.31	2,295.00	1,815.00	1,484,304,930.00
75	610	592	599	Lindi	Liwale	Mbamba Amcos Ltd	67,143	67,143	-	53.25	8.5	192	2,194.00	2,286.00	2,140.00	148,021,660.00
76	781	747	774	Lindi	Liwale	Mbwemkuru Amcos Ltd	5,361	5,361	-	52.00	8.0	199	2,207.50	2,210.00	2,205.00	11,838,530.00
77	271	260	254	Lindi	Liwale	Mida Amcos Ltd	336,641	336,641	-	50.17	9.0	173	2,190.13	2,293.00	1,717.00	736,557,734.00
78	167	163	153	Lindi	Liwale	Mikunya Amcos Ltd	466,243	466,243	-	51.86	9.0	174	2,201.92	2,295.00	1,725.00	1,028,878,310.00
79	784	751	783	Lindi	Liwale	Minaki Amcos Ltd	4,181	4,181	-	48.40	8.2	166	1,815.00	1,815.00	1,815.00	7,588,515.00
80	357	343	345	Lindi	Liwale	Minali Amcos Ltd	265,568	265,568	-	50.96	8.9	173	2,179.68	2,293.00	1,717.00	582,127,225.00
81	166	179	166	Lindi	Liwale	Mkilumami Amcos Ltd	470,536	439,933	30,603.00	49.73	8.9	183	2,103.66	2,289.00	1,300.00	985,621,450.00
82	23	23	16	Lindi	Liwale	Mshikamano Amcos Ltd	972,271	965,718	6,553.00	51.66	8.7	183	2,168.80	2,295.00	1,300.00	2,116,457,224.00
83	660	642	651	Lindi	Liwale	Mtunaho Amcos Ltd	40,159	40,159	-	51.33	8.5	200	2,238.67	2,293.00	2,205.00	89,016,046.00
84	145	139	145	Lindi	Liwale	Muungano Amcos Ltd	504,081	504,081	-	50.28	9.3	180	2,066.09	2,292.00	1,660.00	1,047,749,487.00
85	687	661	675	Lindi	Liwale	Nachiungo Amcos Ltd	31,395	31,395	-	51.00	8.2	190	2,192.33	2,230.00	2,137.00	68,203,936.00
86	141	135	131	Lindi	Liwale	Nambana Amcos Ltd	509,099	509,099	-	51.33	8.5	181	2,157.68	2,295.00	1,660.00	1,105,103,694.00
87	389	376	373	Lindi	Liwale	Namihu Amcos Ltd	245,389	245,389	-	51.11	8.9	180	2,145.46	2,293.00	1,660.00	529,070,054.00
88	282	269	263	Lindi	Liwale	Nangando Amcos Ltd	329,185	329,185	-	51.00	8.9	173	2,138.21	2,292.00	1,717.00	714,837,449.00
89	621	603	607	Lindi	Liwale	Naujomba Amcos Ltd	62,037	62,037	-	51.75	8.5	198	2,211.25	2,293.00	2,140.00	136,453,425.00
90	70	69	68	Lindi	Liwale	Nduruka Amcos Ltd	668,265	653,965	14,300.00	52.89	8.5	178	2,097.53	2,295.00	1,300.00	1,420,759,660.00
91	119	119	119	Lindi	Liwale	Tumaini Amcos Ltd	547,945	533,300	14,645.00	50.81	8.7	174	2,117.46	2,293.00	1,300.00	1,160,864,638.00
92	152	145	140	Lindi	Liwale	Tumiliki Amcos Ltd	495,451	495,451	-	51.01	8.9	180	2,144.11	2,293.00	1,660.00	1,074,075,937.00
93	100	92	85	Lindi	Liwale	Tuungane Amcos Ltd	591,324	591,324	-	51.14	168	168	2,184.78	2,295.00	1,670.00	1,292,690,199.00
94	281	268	257	Lindi	Liwale	Twende Pamoja Amcos Ltd	329,337	329,337	-	51.90	8.5	197	2,214.48	2,287.00	2,137.00	729,542,811.00
95	91	90	81	Lindi	Liwale	Uhuru Amcos Ltd	608,891	594,384	14,507.00	51.26	8.7	179	2,164.78	2,295.00	1,300.00	1,324,212,181.00
96	601	584	589	Lindi	Liwale	Ukombozi Nangamo Amcos Ltd	71,171	71,171	-	51.75	7.9	199	2,234.50	2,293.00	2,205.00	158,762,227.00
97	3	3	2	Lindi	Liwale	Umoja Amcos Ltd	1,758,118	1,719,381	38,737.00	50.50	9.1	174	2,136.30	2,295.00	1,300.00	3,762,810,351.00
98	77	74	62	Lindi	Nachingwea	Chiumbati Amcos Ltd	640,662	640,662	-	51.08	7.4	187	2,251.13	2,330.00	1,731.00	1,446,900,898.00
99	175	167	157	Lindi	Nachingwea	Kiegei Amcos Ltd	453,733	453,733	-	51.95	7.3	194	2,226.35	2,328.00	1,765.00	1,011,877,001.00
100	187	178	172	Lindi	Nachingwea	Kifama Amcos Ltd	440,708	440,708	-	51.48	7.5	191	2,219.93	2,327.00	1,731.00	959,375,582.00
101	220	212	199	Lindi	Nachingwea	Kinana Amcos Ltd	399,775	399,775	-	50.58	7.5	190	2,212.43	2,328.00	1,717.00	881,383,947.00
102	387	375	362	Lindi	Nachingwea	Kitandi Amcos Ltd	245,554	245,554	-	51.60	7.8	193	2,241.94	2,327.00	1,717.00	554,011,796.00
103	241	230	211	Lindi	Nachingwea	Lionja Amcos Ltd	377,124	377,124	-	51.90	7.4	194	2,262.80	2,314.00	1,955.00	857,213,730.00
104	211	200	186	Lindi	Nachingwea	Makina Amcos Ltd	417,655	417,655	-	51.18	7.4	186	2,212.66	2,328.00	1,717.00	927,484,637.00
105	183	176	163	Lindi	Nachingwea	Marambo Amcos Ltd	442,945	442,945	-	51.62	7.7	185	2,251.38	2,328.00	1,765.00	996,104,786.00
106	75	72	61	Lindi	Nachingwea	Matekwe Amcos Ltd	647,870	647,870	-	51.08	7.4	190	2,221.78	2,328.00	1,720.00	1,448,718,454.00
107	61	57	43	Lindi	Nachingwea	Mbondo Amcos Ltd	708,050	708,050	-	51.61	7.3	194	2,253.59	2,330.00	1,721.00	1,595,359,738.00
108	280	267	250	Lindi	Nachingwea	Mchangani Amcos Ltd	329,737	329,737	-	51.85	7.5	191	2,245.79	2,325.00	1,755.00	745,725,946.00
109	423	411	402	Lindi	Nachingwea	Mchonda Amcos Ltd	207,446	207,446	-	51.13	7.7	195	2,211.69	2,327.00	1,717.00	464,394,474.00
110	173	166	156	Lindi	Nachingwea	Mitumbati Amcos Ltd	456,201	456,201	-	50.87	8.0	181	2,225.44	2,327.00	1,717.00	1,016,496,407.00
111	338	325	310	Lindi	Nachingwea	Mkoka Amcos Ltd	282,446	282,446	-	51.66	8.0	192	2,239.50	2,328.00	1,717.00	634,253,582.00
112	358	344	334	Lindi	Nachingwea	Mkomani Amcos Ltd	265,551	265,551	-	50.74	7.5	191	2,222.79	2,327.00	1,717.00	593,081,369.00
113	88	83	75	Lindi	Nachingwea	Mkotokuyana Amcos Ltd	613,193	613,193	-	51.28	7.6	184	2,255.32	2,328.00	1,717.00	1,380,366,915.00
114	127	121	109	Lindi	Nachingwea	Mtua Amcos Ltd	531,560	531,560	-	51.48	7.5	189	2,226.97	2,330.00	1,755.00	1,195,193,766.00
115	221	213	203	Lindi	Nachingwea	Muungano Amcos Ltd	397,042	397,042	-	50.60	7.5	183	2,208.68	2,327.00	1,755.00	878,057,012.00
116	314	304	281	Lindi	Nachingwea	Nache Amcos Ltd	301,238	301,238	-	51.05	7.7	186	2,245.77	2,330.00	1,765.00	682,862,131.00
117	76	73	65	Lindi	Nachingwea	Naipanga Amcos Ltd	641,915	641,915	-	51.22	7.8	188	2,215.60	2,330.00	1,717.00	1,435,564,685.00
118	205	194	184	Lindi	Nachingwea	Naipingo Amcos Ltd	424,459	424,459	-	51.26	7.7	184	2,250.91	2,330.00	1,720.00	928,589,665.00
119	157	150	134	Lindi	Nachingwea	Nakaimba Amcos Ltd	490,956	490,956	-	50.92	7.3	196	2,219.21	2,330.00	1,720.00	1,089,631,396.00
120	453	444	436	Lindi	Nachingwea	Namaranja Amcos Ltd	180,767	180,767	-	52.26	7.3	196	2,254.11	2,328.00	1,717.00	409,298,270.00
121	344	332	326	Lindi	Nachingwea	Namapwila Amcos Ltd	276,771	276,771	-	52.50	7.4	195	2,292.82	2,314.00	2,260.00	610,760,100.00
122	223	216	198	Lindi	Nachingwea	Nambalapa Amcos Ltd	391,840	391,840	-	50.89	7.7	193	2,262.08	2,328.00	1,953.00	887,508,900.00
123	147	141	126	Lindi	Nachingwea	Nambambo Amcos Ltd	501,791	501,791	-	51.30	7.7	186	2,227.19	2,327.00	1,731.00	1,127,603,135.00
124	415	407	397	Lindi	Nachingwea	Namikango Amcos Ltd	210,220	210,220	-	51.95	7.4	194	2,233.35	2,328.00	1,765.00	476,267,497.00
125	193	186	171	Lindi	Nachingwea	Namwanga Amcos Ltd	435,166	435,166	-	51.29	7.8	186	2,210.55	2,330.00	1,717.00	968,058,078.00
126	565	554	550	Lindi	Nachingwea	Namtakana Amcos Ltd	92,567	92,567	-	51.40	7.4	190	2,179.45	2,328.00	1,720.00	205,616,846.00
127	128	122	112	Lindi	Nachingwea	Nangongono Amcos Ltd	530,568	530,568	-	51.00	7.6	186	2,239.15	2,328.00	1,755.00	1,191,173,538.00
128	60	56	47	Lindi	Nachingwea	Ndangalimbo Amcos Ltd	709,340	709,340	-	51.11	7.6	186	2,211.68	2,327.00	1,717.00	1,579,588,837.00
129	14	12	12	Lindi	Nachingwea	Ndomaki Amcos Ltd	1,066,204	1,066,204	-	50.66	7.6	184	2,152.91	2,330.00	1,720.00	2,313,274,871.00
130	120	114	106	Lindi	Nachingwea	Ndomondo Amcos Ltd	543,639	543,639	-	50.80	7.8	186	2,233.55	2,330.00	1,731.00	1,211,347,052.00

131	126	120	111	Lindi	Nachingwea	New Matekwe Amcos Ltd	532,062	532,062	-	51.30	7.4	191	2,230.37	2,328.00	1,717.00	1,194,182,240.00
132	505	493	481	Lindi	Nachingwea	New Stesheni Amcos	141,355	141,355	-	51.44	7.9	189	2,229.64	2,327.00	1,717.00	320,339,339.00
133	361	347	331	Lindi	Nachingwea	Ngunichile Amcos Ltd	263,945	263,945	-	51.28	7.4	193	2,240.87	2,308.00	1,755.00	597,370,521.00
134	44	40	36	Lindi	Nachingwea	Rweje Amcos Ltd	761,208	761,208	-	51.62	7.7	193	2,259.15	2,330.00	1,717.00	1,718,824,947.00
135	104	96	89	Lindi	Nachingwea	Ukombozi Amcos Ltd	580,301	580,301	-	51.16	7.8	185	2,217.29	2,328.00	1,720.00	1,285,304,466.00
136	33	32	26	Lindi	Nachingwea	Wakona Amcos Ltd	853,013	853,013	-	51.20	7.8	184	2,190.04	2,328.00	1,720.00	1,882,360,709.00
137	434	419	477	Lindi	Ruangwa	Azimio Amcos Ltd	200,082	200,082	-	51.58	8.7	189	2,179.78	2,326.00	1,720.00	326,356,908.00
138	159	151	215	Lindi	Ruangwa	Chibula Amcos Ltd	488,947	488,947	-	51.80	8.8	190	2,215.80	2,326.00	1,210.00	848,482,647.00
139	169	164	201	Lindi	Ruangwa	Chinongwe 2016 Amcos Ltd	460,643	460,643	-	51.31	8.6	185	2,223.07	2,328.00	1,210.00	880,074,264.00
140	219	211	243	Lindi	Ruangwa	Chinongwe Amcos Ltd	399,840	399,840	-	51.37	8.5	186	2,204.03	2,326.00	1,780.00	761,039,718.00
141	177	168	251	Lindi	Ruangwa	Chunyu Amcos Ltd	452,854	452,854	-	51.59	8.7	194	2,199.59	2,326.00	1,780.00	740,921,921.00
142	185	177	342	Lindi	Ruangwa	Donaki Amcos Ltd	442,277	442,277	-	52.40	8.8	192	2,196.54	2,326.00	1,780.00	582,893,504.00
143	73	67	141	Lindi	Ruangwa	Liemba Amcos Ltd	659,165	659,165	-	52.09	8.6	192	2,204.15	2,326.00	1,780.00	1,062,957,832.00
144	268	255	395	Lindi	Ruangwa	Likunja Amcos Ltd	342,395	342,395	-	52.15	8.8	190	2,175.54	2,326.00	1,780.00	479,694,487.00
145	131	126	193	Lindi	Ruangwa	Luchelegwa Amcos Ltd	527,221	527,221	-	51.18	8.6	186	2,197.62	2,328.00	1,780.00	907,257,475.00
146	213	203	410	Lindi	Ruangwa	Makanjiro Amcos Ltd	415,346	415,346	-	52.17	8.3	191	2,191.13	2,302.00	1,780.00	453,700,671.00
147	17	16	35	Lindi	Ruangwa	Mandawa Amcos Ltd	1,030,099	1,030,099	-	51.14	8.8	191	2,181.50	2,315.00	1,720.00	1,722,802,455.00
148	194	188	319	Lindi	Ruangwa	Matambarale Amcos Ltd	433,979	433,979	-	51.74	8.7	192	2,208.88	2,328.00	1,780.00	622,496,980.00
149	65	60	116	Lindi	Ruangwa	Mbekenyera Amcos Ltd	681,943	681,943	-	51.31	8.6	192	2,199.27	2,328.00	1,780.00	1,166,619,615.00
150	545	532	582	Lindi	Ruangwa	Mbwemkuru Amcos Ltd	105,007	105,007	-	52.27	8.7	192	2,212.50	2,302.00	1,210.00	164,436,974.00
151	252	244	336	Lindi	Ruangwa	Mkaranga Amcos Ltd	357,993	357,993	-	52.08	8.8	192	2,196.16	2,326.00	1,210.00	591,235,144.00
152	197	190	400	Lindi	Ruangwa	Mnacho Amcos Ltd	430,680	430,680	-	51.95	9.1	186	2,189.31	2,328.00	1,780.00	471,834,649.00
153	112	103	178	Lindi	Ruangwa	Mtondo Amcos Ltd	565,366	565,366	-	51.58	8.7	192	2,208.62	2,326.00	1,210.00	943,864,507.00
154	53	48	150	Lindi	Ruangwa	Namichiga Amcos Ltd	724,894	724,894	-	51.69	8.7	192	2,208.95	2,328.00	1,210.00	1,038,009,044.00
155	113	104	216	Lindi	Ruangwa	Namikulo Amcos Ltd	564,255	564,255	-	51.29	8.5	193	2,204.37	2,326.00	1,780.00	844,959,426.00
156	95	88	174	Lindi	Ruangwa	Namilema Amcos Ltd	603,584	603,584	-	51.93	8.7	190	2,216.06	2,326.00	1,210.00	951,568,149.00
157	376	361	454	Lindi	Ruangwa	Nanambu Amcos Ltd	255,016	255,016	-	51.85	8.7	192	2,127.93	2,326.00	1,780.00	365,232,442.00
158	207	196	256	Lindi	Ruangwa	Nanganga 2017 Amcos Ltd	422,173	422,173	-	50.89	8.7	182	2,225.13	2,326.00	1,210.00	731,841,711.00
159	153	146	235	Lindi	Ruangwa	Nangumbu Amcos Ltd	495,288	495,288	-	51.35	8.5	183	2,229.91	2,328.00	1,210.00	781,655,067.00
160	549	536	620	Lindi	Ruangwa	Narungombe Amcos Ltd	101,255	101,255	-	51.98	7.9	192	2,217.00	2,302.00	1,210.00	126,251,683.00
161	64	59	102	Lindi	Ruangwa	Naunambe Amcos Ltd	683,988	683,988	-	51.55	8.8	192	2,193.60	2,315.00	1,780.00	1,216,156,253.00
162	30	29	69	Lindi	Ruangwa	Ruangwa Amcos Ltd	882,835	882,835	-	51.96	8.6	191	2,197.50	2,326.00	1,780.00	1,397,555,742.00
163	230	221	464	Lindi	Ruangwa	Umoja 2017 Amcos Ltd	386,763	386,763	-	52.74	9.1	189	2,203.53	2,326.00	1,210.00	346,674,299.00
164	792	761	792	Morogoro	Ulanga	Ifakara Amcos Ltd	635	635	-	48.00	7.7	172	2,270.00	2,270.00	2,270.00	1,441,450.00
165	770	741	765	Morogoro	Ulanga	Igolumana Amcos Ltd	8,146	8,146	-	48.00	8.1	170	2,120.00	2,120.00	2,120.00	17,269,520.00
166	541	529	537	Morogoro	Ulanga	Kivukoni Muungano Amcos Ltd	107,823	107,823	-	49.67	8.2	176	2,116.67	2,270.00	1,850.00	230,934,300.00
167	788	756	786	Morogoro	Ulanga	Tushikamane Amcos Ltd	3,088	3,088	-	48.00	7.4	175	2,120.00	2,120.00	2,120.00	6,546,560.00
168	744	711	737	Morogoro	Ulanga	Umoja Namawala Amcos Ltd	13,723	13,723	-	50.00	7.2	167	2,100.00	2,100.00	2,100.00	28,818,300.00
169	786	754	782	Morogoro	Ulanga	Uvumilivu Amcos Ltd	3,665	3,665	-	49.50	8.5	175	2,110.00	2,120.00	2,100.00	7,753,800.00
170	140	134	127	Mtwara	Masasi	Amani Amcos Ltd	509,677	509,677	-	50.83	8.1	191	2,177.00	2,321.00	1,760.00	1,117,470,139.00
171	56	53	49	Mtwara	Masasi	Chakama Amcos Ltd	719,001	719,001	-	50.40	7.9	189	2,124.02	2,312.00	1,670.00	1,548,006,899.00
172	86	81	77	Mtwara	Masasi	Chamali Amcos	615,779	615,779	-	51.31	7.8	185	2,190.60	2,320.00	1,760.00	1,354,143,306.00
173	195	189	173	Mtwara	Masasi	Chigugu Amcos Ltd	432,378	432,378	-	51.25	8.3	186	2,207.24	2,376.00	1,835.00	954,364,267.00
174	537	526	526	Mtwara	Masasi	Chikolopola Amcos Ltd	110,713	110,713	-	52.22	7.5	189	2,218.50	2,300.00	2,100.00	245,855,390.00
175	416	408	399	Mtwara	Masasi	Chikoropola R.P.C.S. Amcos Ltd	210,064	210,064	-	51.21	7.5	186	2,242.23	2,320.00	2,000.00	473,279,066.00
176	46	44	39	Mtwara	Masasi	Chikundi Amcos Ltd	753,397	753,397	-	50.45	8.5	176	2,207.03	2,376.00	1,760.00	1,676,260,404.00
177	333	318	316	Mtwara	Masasi	Chikunja Amcos Ltd	287,916	287,916	-	50.88	8.2	183	2,173.05	2,312.00	1,760.00	627,761,320.00
178	66	61	53	Mtwara	Masasi	Chimana Amcos	680,291	680,291	-	51.43	8.3	193	2,237.84	2,321.00	2,000.00	1,517,610,431.00
179	212	202	187	Mtwara	Masasi	Chipite Amcos Ltd	416,066	416,066	-	50.54	8.2	180	2,217.20	2,321.00	2,000.00	923,422,521.00
180	302	291	273	Mtwara	Masasi	Chipuputa Amcos	312,492	312,492	-	50.18	6.9	197	2,202.05	2,321.00	1,760.00	691,974,868.00
181	160	152	138	Mtwara	Masasi	Chiungutwa Amcos Ltd	487,961	487,961	-	50.95	7.5	192	2,192.16	2,320.00	1,760.00	1,075,525,957.00
182	239	228	212	Mtwara	Masasi	Dengakaya Amcos Ltd	380,888	380,888	-	51.02	8.2	189	2,235.17	2,376.00	2,000.00	855,291,249.00
183	774	745	766	Mtwara	Masasi	Ebutuone Amcos Ltd	7,230	7,230	-	51.30	7.6	200	2,300.00	2,300.00	2,300.00	16,629,000.00
184	631	613	611	Mtwara	Masasi	Ebutuone Cooperative Society	57,649	57,649	-	50.80	8.4	188	2,315.67	2,376.00	2,250.00	133,362,219.00
185	215	204	195	Mtwara	Masasi	Holola Amcos Ltd	409,994	409,994	-	50.86	7.6	193	2,191.56	2,321.00	1,760.00	899,703,431.00
186	305	293	277	Mtwara	Masasi	Idannole Amcos Ltd	310,223	310,223	-	50.87	8.2	180	2,202.22	2,312.00	1,770.00	684,933,165.00
187	181	173	159	Mtwara	Masasi	Juhudi Amcos Ltd	444,437	444,437	-	51.52	7.9	187	2,262.36	2,376.00	2,000.00	1,007,904,201.00
188	345	333	327	Mtwara	Masasi	Kamundi Amcos	276,382	276,382	-	50.77	7.8	196	2,184.80	2,331.00	1,760.00	610,553,627.00
189	602	585	590	Mtwara	Masasi	Kilimani Hewa Amcos Ltd	70,969	70,969	-	50.31	7.0	196	2,235.00	2,290.00	2,100.00	158,131,410.00
190	50	46	45	Mtwara	Masasi	Kivukoni Amcos Ltd	737,848	737,848	-	50.64	8.2	188	2,139.50	2,320.00	1,760.00	1,586,259,671.00
191	327	315	299	Mtwara	Masasi	Kuchele Amcos Ltd	291,004	291,004	-	51.43	7.5	191	2,220.17	2,320.00	1,770.00	652,439,406.00
192	586	569	571	Mtwara	Masasi	Lipumburu Amcos Ltd	80,261	80,261	-	51.26	7.4	193	2,233.29	2,331.00	2,100.00	179,024,647.00
193	363	350	346	Mtwara	Masasi	Luatala Amcos Ltd	262,202	262,202	-	51.78	7.4	191	2,212.92	2,300.00	2,065.00	581,494,915.00
194	37	36	30	Mtwara	Masasi	Lukuledi Amcos	819,733	819,733	-	51.18	8.4	185	2,209.92	2,376.00	1,805.00	1,813,464,348.00
195	129	124	113	Mtwara	Masasi	Lulindi Amcos Ltd	529,531	529,531	-	51.36	8.1	190	2,201.39	2,321.00	1,760.00	1,179,145,373.00

196	587	571	570	Mtwara	Masasi	Lumesule Amcos	79,299	79,299	-	49.45	6.8	197	2,265.25	2,296.00	2,181.00	179,619,577.00
197	658	639	652	Mtwara	Masasi	Manyuli Amcos Ltd	40,399	40,399	-	52.67	7.7	196	2,187.00	2,321.00	2,100.00	87,947,644.00
198	286	274	258	Mtwara	Masasi	Maratani Amcos	324,146	324,146	-	51.39	7.7	199	2,244.39	2,321.00	2,100.00	728,196,653.00
199	475	462	455	Mtwara	Masasi	Masima Amcos	161,718	161,718	-	51.27	7.2	193	2,252.82	2,376.00	2,105.00	362,375,139.00
200	92	84	80	Mtwara	Masasi	Masunge Amcos	606,763	606,763	-	50.99	8.0	192	2,182.38	2,376.00	1,805.00	1,331,866,567.00
201	532	522	527	Mtwara	Masasi	Masyalele Amcos	113,543	113,543	-	49.97	6.8	192	2,157.83	2,320.00	1,670.00	245,496,019.00
202	114	107	99	Mtwara	Masasi	Mbangara Amcos Ltd	558,133	558,133	-	51.20	7.7	195	2,201.46	2,321.00	1,760.00	1,230,946,796.00
203	324	313	300	Mtwara	Masasi	Mbuyuni Amcos Ltd	292,575	292,575	-	51.27	7.6	195	2,218.19	2,321.00	1,805.00	651,078,293.00
204	180	171	164	Mtwara	Masasi	Mdenga Amcos Ltd	447,297	447,297	-	50.98	7.8	180	2,180.97	2,320.00	1,670.00	988,604,445.00
205	596	581	575	Mtwara	Masasi	Michiga Amcos	74,548	74,548	-	49.10	7.7	187	2,301.25	2,310.00	2,292.00	171,502,056.00
206	201	193	181	Mtwara	Masasi	Mikangaula Amcos	426,707	426,707	-	50.99	8.0	195	2,192.92	2,310.00	1,805.00	936,368,266.00
207	118	111	100	Mtwara	Masasi	Milima Amcos	546,619	546,619	-	51.25	8.0	195	2,244.18	2,376.00	1,900.00	1,226,254,596.00
208	179	170	165	Mtwara	Masasi	Minamu Amcos Ltd	447,531	447,531	-	51.10	8.1	181	2,193.83	2,320.00	1,815.00	987,841,942.00
209	238	226	220	Mtwara	Masasi	Mitesa Amcos Ltd	382,361	382,361	-	50.81	8.7	185	2,139.70	2,310.00	1,760.00	824,710,101.00
210	500	487	486	Mtwara	Masasi	Mkachi Amcos	144,324	144,324	-	51.12	7.0	198	2,175.78	2,305.00	1,816.00	315,871,629.00
211	303	292	274	Mtwara	Masasi	Mkaramani Amcos Ltd	310,935	310,935	-	50.69	7.8	193	2,209.48	2,321.00	1,815.00	690,799,453.00
212	111	102	105	Mtwara	Masasi	Mkombizi Amcos Ltd	565,641	565,641	-	49.97	8.2	175	2,146.30	2,310.00	1,670.00	1,211,549,792.00
213	99	91	86	Mtwara	Masasi	Mkululu Amcos Ltd	592,915	592,915	-	51.10	8.0	190	2,176.31	2,310.00	1,760.00	1,291,561,074.00
214	618	600	601	Mtwara	Masasi	Mkululu Rural Primary Cooperative Society (19930	63,686	63,686	-	50.74	7.8	189	2,300.00	2,321.00	2,275.00	146,281,456.00
215	87	82	78	Mtwara	Masasi	Mkundi Amani Amcos	613,912	613,912	-	50.77	8.3	179	2,204.64	2,310.00	1,760.00	1,352,834,698.00
216	546	534	538	Mtwara	Masasi	Mkwaya Amcos Ltd	102,967	102,967	-	50.74	8.2	192	2,204.80	2,290.00	2,100.00	226,834,124.00
217	756	724	747	Mtwara	Masasi	Mlimani Amcos Ltd	11,279	11,279	-	51.00	8.1	200	2,279.00	2,279.00	2,279.00	25,704,841.00
218	136	132	120	Mtwara	Masasi	Mnamani Amcos Ltd	519,811	519,811	-	51.35	7.5	192	2,223.55	2,331.00	2,000.00	1,155,933,022.00
219	150	143	128	Mtwara	Masasi	Mnanje Amcos	497,096	497,096	-	51.11	7.6	197	2,244.08	2,321.00	1,815.00	1,115,440,143.00
220	569	557	554	Mtwara	Masasi	Mnavira Amcos	90,570	90,570	-	51.45	7.6	193	2,253.44	2,320.00	2,110.00	204,163,153.00
221	479	467	462	Mtwara	Masasi	Mpakani Amcos Ltd	156,517	156,517	-	50.85	7.6	189	2,249.00	2,376.00	2,105.00	350,765,406.00
222	125	118	115	Mtwara	Masasi	Mpemwema Amcos Ltd	535,245	535,245	-	50.63	8.1	187	2,187.39	2,376.00	1,760.00	1,168,692,960.00
223	148	142	133	Mtwara	Masasi	Mpeta Amcos Ltd	498,859	498,859	-	50.82	7.5	191	2,202.13	2,331.00	1,805.00	1,096,064,911.00
224	57	54	51	Mtwara	Masasi	Mpindimbi Amcos	715,223	715,223	-	49.90	8.1	171	2,136.92	2,310.00	1,670.00	1,537,720,042.00
225	13	10	10	Mtwara	Masasi	Mporora Amcos Ltd	1,074,865	1,074,865	-	50.93	8.6	180	2,232.92	2,376.00	1,760.00	2,401,283,377.00
226	342	330	320	Mtwara	Masasi	Mraushi Amcos Ltd	277,875	277,875	-	50.89	7.9	187	2,215.94	2,308.00	1,805.00	620,285,316.00
227	365	353	343	Mtwara	Masasi	Mrina Amcos Ltd	260,609	260,609	-	51.24	7.6	196	2,234.61	2,321.00	2,000.00	582,649,811.00
228	714	683	704	Mtwara	Masasi	Mshikamano Amcos	20,112	20,112	-	52.18	8.2	164	2,290.00	2,290.00	2,290.00	46,056,480.00
229	133	127	122	Mtwara	Masasi	Mshikamano Amcos Ltd	524,413	524,413	-	50.58	8.4	170	2,156.85	2,316.00	1,760.00	1,134,257,242.00
230	144	138	130	Mtwara	Masasi	Msinjewe Amcos	505,276	505,276	-	50.85	7.7	196	2,191.29	2,376.00	1,760.00	1,113,729,937.00
231	625	608	612	Mtwara	Masasi	Msweno Amcos	60,186	60,186	-	49.90	6.9	200	2,213.00	2,279.00	2,100.00	132,949,968.00
232	119	112	104	Mtwara	Masasi	Mtakano Amcos Ltd	546,512	546,512	-	51.25	7.8	190	2,205.16	2,310.00	1,770.00	1,212,979,998.00
233	18	17	14	Mtwara	Masasi	Mumbaka Rural Primary Cooperative Society (1993)	1,028,286	1,028,286	-	50.72	8.0	187	2,182.99	2,376.00	1,760.00	2,251,852,723.00
234	261	250	233	Mtwara	Masasi	Muungano Amcos Ltd	351,089	351,089	-	51.53	7.7	189	2,223.15	2,376.00	1,670.00	784,819,762.00
235	735	701	727	Mtwara	Masasi	Nachili Amcos Ltd	15,613	15,613	-	51.00	8.4	195	2,267.00	2,267.00	2,267.00	35,394,671.00
236	713	682	710	Mtwara	Masasi	Nachilum Amcos Ltd	20,199	20,199	-	51.74	6.8	170	2,175.00	2,175.00	2,175.00	43,932,825.00
237	349	340	329	Mtwara	Masasi	Nagaga Amcos Ltd	273,363	273,363	-	51.29	7.7	190	2,183.24	2,320.00	1,815.00	602,140,274.00
238	701	673	689	Mtwara	Masasi	Nagaga Rural Primary Cooperative Society	26,376	26,376	-	51.13	7.6	185	2,310.00	2,320.00	2,300.00	60,994,180.00
239	138	133	125	Mtwara	Masasi	Nakachindu Amcos Ltd	514,807	514,807	-	50.43	8.3	180	2,176.87	2,321.00	1,760.00	1,130,733,756.00
240	189	181	161	Mtwara	Masasi	Nakopi Amcos	438,852	438,852	-	50.03	6.5	195	2,271.55	2,321.00	2,075.00	997,981,964.00
241	192	185	169	Mtwara	Masasi	Namaguluvu Amcos	435,702	435,702	-	50.35	7.5	188	2,225.60	2,321.00	1,835.00	973,553,171.00
242	217	210	196	Mtwara	Masasi	Namaka Amcos Ltd	402,260	402,260	-	50.83	7.4	188	2,234.27	2,320.00	2,100.00	898,908,755.00
243	370	358	356	Mtwara	Masasi	Namalenga Amcos	256,325	256,325	-	51.32	7.7	196	2,207.87	2,321.00	2,060.00	566,392,091.00
244	309	296	278	Mtwara	Masasi	Namatumbusi Amcos	307,930	307,930	-	50.52	7.7	191	2,212.97	2,310.00	1,816.00	684,907,960.00
245	74	70	67	Mtwara	Masasi	Nami Amcos	653,868	653,868	-	50.47	8.0	182	2,171.92	2,376.00	1,760.00	1,432,692,351.00
246	707	677	700	Mtwara	Masasi	Nami Amcos Ltd	22,193	22,193	-	51.00	7.1	195	2,269.50	2,279.00	2,260.00	50,369,550.00
247	385	373	368	Mtwara	Masasi	Namwanga Amcos Ltd	246,469	246,469	-	50.57	8.1	174	2,157.60	2,310.00	1,815.00	536,447,700.00
248	360	346	338	Mtwara	Masasi	Nandete Amcos Ltd	263,962	263,962	-	51.08	7.4	197	2,218.82	2,311.00	2,000.00	587,005,651.00
249	79	76	70	Mtwara	Masasi	Nanganga R.P.C.S. Amcos Ltd	633,449	633,449	-	51.04	8.5	181	2,205.81	2,376.00	1,760.00	1,397,425,703.00
250	8	8	8	Mtwara	Masasi	Nangoo Rural Primary Cooperative Society	1,174,361	1,174,361	-	50.75	8.7	176	2,165.64	2,376.00	1,760.00	2,549,536,362.00
251	161	154	139	Mtwara	Masasi	Nanjota Rural Primary Cooperative Society	486,463	486,463	-	50.24	7.4	184	2,204.96	2,320.00	1,770.00	1,075,020,192.00
252	34	33	31	Mtwara	Masasi	Nanyindwa Amcos Ltd	840,959	840,959	-	50.86	7.9	190	2,147.20	2,311.00	1,760.00	1,807,127,738.00
253	521	516	518	Mtwara	Masasi	Nanyumbu Amcos	120,812	120,812	-	50.38	7.2	191	2,169.58	2,376.00	1,815.00	261,810,605.00
254	347	335	328	Mtwara	Masasi	Napacho Amcos Ltd	275,497	275,497	-	50.76	6.9	190	2,188.21	2,305.00	1,760.00	604,669,098.00
255	364	351	340	Mtwara	Masasi	Pachani Amcos Ltd	261,969	261,969	-	50.78	7.9	191	2,235.46	2,307.00	1,900.00	585,506,213.00
256	581	563	567	Mtwara	Masasi	Ruvuma Amcos	83,797	83,797	-	51.33	7.4	184	2,217.00	2,320.00	2,100.00	185,406,878.00
257	68	63	60	Mtwara	Masasi	Temeke Amcos Ltd	673,194	673,194	-	50.57	8.4	184	2,164.82	2,311.00	1,805.00	1,461,113,070.00
258	4	4	3	Mtwara	Masasi	Tuaminiane Rural Primary Cooperative Society	1,656,787	1,656,787	-	50.38	8.3	184	2,132.54	2,376.00	1,670.00	3,556,821,723.00
259	210	199	188	Mtwara	Masasi	Tulieni Amcos	418,889	418,889	-	51.05	7.7	189	2,199.61	2,316.00	1,760.00	921,911,945.00
260	246	237	237	Mtwara	Masasi	Tuungane Amcos Ltd	364,959	364,959	-	50.35	8.2	191	2,127.44	2,320.00	1,760.00	776,378,629.00

261	763	733	755	Mtwara	Masasi	Ujirani Mwema Amcos Ltd	9,985	9,985	-	51.60	8.2	186	2,199.00	2,199.00	2,199.00	21,957,015.00
262	151	144	143	Mtwara	Masasi	Ujirani Mwema R.P.C.S (1993) Amcos Ltd	496,087	496,087	-	50.61	8.1	190	2,155.78	2,320.00	1,760.00	1,059,849,410.00
263	508	496	494	Mtwara	Masasi	Ukombozi Amcos	139,205	139,205	-	51.08	7.2	192	2,197.92	2,331.00	2,000.00	306,124,609.00
264	467	453	450	Mtwara	Masasi	Ulanga Amcos	167,651	167,651	-	50.77	7.8	198	2,212.73	2,300.00	1,805.00	369,433,715.00
265	646	629	630	Mtwara	Masasi	Umoja Cheleweni Amcos Ltd	49,707	49,707	-	50.63	7.9	194	2,255.33	2,296.00	2,180.00	111,684,810.00
266	93	87	82	Mtwara	Masasi	Umoja Ni Nguvu Amcos Ltd	604,662	604,662	-	50.40	8.0	174	2,166.95	2,376.00	1,670.00	1,321,773,305.00
267	58	123	72	Mtwara	Mtwara	Chawi Amcos Ltd	714,162	530,218	183,944.00	47.48	9.7	159	1,927.94	2,245.00	1,200.00	1,390,823,756.00
268	559	546	558	Mtwara	Mtwara	Chikwaya Amcos Ltd	96,754	96,754	-	50.27	9.2	183	2,025.00	2,220.00	1,700.00	198,305,775.00
269	190	251	210	Mtwara	Mtwara	Chitondola Amcos Ltd	437,140	350,322	86,818.00	48.49	9.1	170	1,916.58	2,305.00	1,400.00	860,106,835.00
270	32	38	33	Mtwara	Mtwara	Dihimba Amcos Ltd	855,000	782,614	72,386.00	49.79	9.1	173	2,040.18	2,245.00	1,600.00	1,751,117,565.00
271	263	284	267	Mtwara	Mtwara	Ding'Wida Amcos Ltd	348,930	315,500	33,430.00	47.90	9.6	155	2,039.00	2,220.00	1,200.00	712,765,516.00
272	448	463	453	Mtwara	Mtwara	Dinyecha Amcos Ltd	185,812	159,772	26,040.00	48.97	9.0	166	1,973.20	2,220.00	1,500.00	365,527,509.00
273	585	568	578	Mtwara	Mtwara	Kibaoni Amcos Ltd	80,318	80,318	-	50.89	8.9	186	2,083.33	2,220.00	2,000.00	169,075,220.00
274	465	499	471	Mtwara	Mtwara	Kilimanjaro Amcos Ltd	168,395	135,451	32,944.00	48.99	8.9	167	2,016.88	2,220.00	1,600.00	334,397,300.00
275	329	334	333	Mtwara	Mtwara	Kiromba Amcos Ltd	290,215	276,230	13,985.00	49.24	9.5	164	2,038.93	2,220.00	1,600.00	594,234,115.00
276	512	504	507	Mtwara	Mtwara	Kitama Bondeni Amcos Ltd	135,633	128,571	7,062.00	49.98	8.7	171	2,034.44	2,300.00	1,600.00	280,742,250.00
277	356	371	364	Mtwara	Mtwara	Kitaya Amcos Ltd	266,150	248,391	17,759.00	49.32	9.0	168	2,035.18	2,220.00	1,600.00	546,420,200.00
278	245	270	259	Mtwara	Mtwara	Kitere Amcos Ltd	365,465	328,583	36,882.00	49.29	8.7	182	2,040.00	2,220.00	1,400.00	727,785,700.00
279	495	500	512	Mtwara	Mtwara	Kiwengulo Amcos Ltd	147,201	133,867	13,334.00	50.12	8.9	177	2,034.44	2,305.00	1,600.00	272,343,495.00
280	396	395	391	Mtwara	Mtwara	Kiyanga Amcos Ltd	240,065	222,472	17,593.00	48.66	9.0	161	1,983.20	2,110.00	1,590.00	486,825,062.00
281	83	106	92	Mtwara	Mtwara	Libobe Amcos Ltd	622,759	562,205	60,554.00	49.91	9.2	167	2,067.77	2,245.00	1,200.00	1,267,844,870.00
282	600	591	594	Mtwara	Mtwara	Lwelu Amcos Ltd	73,126	67,812	5,314.00	48.00	9.6	159	2,005.00	2,220.00	1,200.00	150,731,765.00
283	417	426	425	Mtwara	Mtwara	Maendeleo Amcos Ltd	210,016	196,297	13,719.00	50.20	8.9	174	2,025.94	2,400.00	1,400.00	425,628,940.00
284	518	509	522	Mtwara	Mtwara	Mafunzo Amcos Ltd	124,573	124,573	-	49.86	8.6	163	2,093.38	2,220.00	2,000.00	259,884,620.00
285	459	485	460	Mtwara	Mtwara	Magomeni Amcos Ltd	176,608	146,006	30,602.00	49.26	9.2	162	2,055.20	2,400.00	1,600.00	355,836,343.00
286	274	336	288	Mtwara	Mtwara	Mahurunga Amcos Ltd	335,058	275,127	59,931.00	48.13	9.7	160	1,979.79	2,220.00	1,200.00	673,057,035.00
287	378	394	378	Mtwara	Mtwara	Majengo Amcos Ltd	253,418	224,524	28,894.00	49.88	9.1	178	1,995.43	2,220.00	1,400.00	512,317,892.00
288	346	383	365	Mtwara	Mtwara	Makini Amcos Ltd	276,010	235,626	40,384.00	49.04	9.1	159	1,970.46	2,100.00	1,400.00	545,374,181.00
289	425	414	429	Mtwara	Mtwara	Malamba Amcos Ltd	206,196	206,196	-	48.94	9.4	153	2,019.00	2,110.00	1,700.00	419,713,955.00
290	393	391	387	Mtwara	Mtwara	Maranje Amcos Ltd	242,260	227,341	14,919.00	48.90	9.5	170	2,025.64	2,220.00	1,600.00	493,381,882.00
291	10	14	13	Mtwara	Mtwara	Mayanga Amcos Ltd	1,110,449	1,042,397	68,052.00	49.16	9.6	160	2,073.98	2,245.00	1,200.00	2,306,073,810.00
292	272	324	279	Mtwara	Mtwara	Mbawala Amcos Ltd	336,415	283,242	53,173.00	47.94	9.7	155	2,012.50	2,220.00	1,600.00	683,602,710.00
293	354	377	366	Mtwara	Mtwara	Mbembaleo Amcos Ltd	267,482	244,339	23,143.00	49.15	9.1	163	2,034.69	2,220.00	1,600.00	544,631,065.00
294	492	515	498	Mtwara	Mtwara	Mchanje Amcos Ltd	147,772	121,208	26,564.00	48.33	8.9	161	1,962.78	2,220.00	1,400.00	294,021,575.00
295	466	474	493	Mtwara	Mtwara	Migombani Amcos Ltd	167,732	151,513	16,219.00	49.19	9.0	158	1,999.38	2,110.00	1,600.00	306,166,575.00
296	410	400	435	Mtwara	Mtwara	Mikumbi Amcos Ltd	218,562	218,562	-	49.17	9.5	160	2,059.09	2,110.00	2,000.00	409,930,965.00
297	540	551	543	Mtwara	Mtwara	Milango Minne Amcos Ltd	108,745	93,998	14,747.00	49.01	9.1	163	2,025.71	2,400.00	1,600.00	222,065,015.00
298	503	506	505	Mtwara	Mtwara	Mina Amcos Ltd	142,438	127,837	14,601.00	48.90	9.2	167	2,004.38	2,100.00	1,590.00	286,835,195.00
299	519	511	521	Mtwara	Mtwara	Miule Amcos Ltd	123,997	123,997	-	50.50	9.0	165	2,090.00	2,220.00	2,000.00	259,988,760.00
300	597	582	592	Mtwara	Mtwara	Mkahara Amcos Ltd	74,463	74,463	-	49.88	8.5	173	2,112.00	2,260.00	2,020.00	157,290,510.00
301	577	580	574	Mtwara	Mtwara	Mkumbwanana Amcos Ltd	85,107	74,721	10,386.00	49.19	9.1	159	2,006.43	2,220.00	1,600.00	171,760,905.00
302	270	303	286	Mtwara	Mtwara	Mnima Amcos Ltd	337,783	302,849	34,934.00	48.88	9.3	159	1,983.50	2,110.00	1,590.00	674,187,021.00
303	297	337	308	Mtwara	Mtwara	Mnima Bondeni Amcos Ltd	316,521	275,063	41,458.00	48.39	9.0	166	2,006.07	2,210.00	1,200.00	637,090,141.00
304	440	465	446	Mtwara	Mtwara	Mnivata Amcos Ltd	194,125	159,099	35,026.00	48.36	9.2	148	1,932.93	2,110.00	1,400.00	380,020,028.00
305	176	175	183	Mtwara	Mtwara	Mnongodi Amcos Ltd	453,004	443,354	9,650.00	50.03	8.7	171	2,039.67	2,400.00	1,400.00	929,564,334.00
306	598	583	596	Mtwara	Mtwara	Mnyahi Amcos Ltd	73,270	73,270	-	49.38	8.9	164	2,038.00	2,400.00	1,700.00	150,377,280.00
307	489	478	488	Mtwara	Mtwara	Mnyawi Amcos Ltd	150,462	150,462	-	50.01	8.7	164	2,091.71	2,220.00	2,000.00	314,805,118.00
308	348	338	369	Mtwara	Mtwara	Mpanyani Amcos Ltd	274,865	274,865	-	49.23	9.3	153	2,043.21	2,400.00	1,500.00	535,258,805.00
309	273	290	271	Mtwara	Mtwara	Msimbati Amcos Ltd	336,230	312,665	23,565.00	49.29	9.1	157	2,035.71	2,220.00	1,600.00	700,117,795.00
310	203	239	214	Mtwara	Mtwara	Mtimbilimbwi Amcos Ltd	426,534	363,392	63,142.00	48.41	9.2	151	1,959.35	2,400.00	1,200.00	854,110,306.00
311	350	362	361	Mtwara	Mtwara	Mtiniko Mashariki Amcos Ltd	272,310	254,624	17,686.00	49.47	9.5	160	2,043.75	2,110.00	1,600.00	554,727,965.00
312	337	372	354	Mtwara	Mtwara	Muungano Mpapura Amcos Ltd	283,644	247,116	36,528.00	49.32	9.1	169	1,972.63	2,210.00	1,200.00	567,939,015.00
313	603	586	593	Mtwara	Mtwara	Muungano Mparura Amcos Ltd	70,875	70,875	-	49.80	8.4	170	2,218.00	2,220.00	2,210.00	157,190,000.00
314	22	30	22	Mtwara	Mtwara	Muungano Mtwara Rural Primary Coop Society Ltd	972,346	879,182	93,164.00	48.72	9.7	157	2,049.97	2,245.00	1,200.00	1,950,518,885.00
315	139	169	144	Mtwara	Mtwara	Mwamko Madimba Amcos Ltd	513,196	449,256	63,940.00	47.95	9.6	151	2,048.45	2,220.00	1,600.00	1,053,699,006.00
316	405	405	406	Mtwara	Mtwara	Mwang'Anga Amcos Ltd	225,808	212,634	13,174.00	48.94	9.2	155	2,030.77	2,400.00	1,590.00	457,951,870.00
317	293	278	293	Mtwara	Mtwara	Mwasha Amcos Ltd	320,596	320,596	-	49.46	9.4	163	2,075.00	2,305.00	1,700.00	667,259,500.00
318	259	299	261	Mtwara	Mtwara	Mwembe Togwa Amcos Ltd	352,236	306,928	45,308.00	50.39	9.6	175	2,015.06	2,210.00	1,600.00	718,832,650.00
319	295	320	315	Mtwara	Mtwara	Mwenge Amcos Ltd	316,861	285,379	31,482.00	49.21	9.3	163	1,968.80	2,107.00	1,590.00	628,227,474.00
320	251	273	248	Mtwara	Mtwara	Naliendele Amcos	358,221	327,169	31,052.00	47.91	9.7	150	2,053.75	2,220.00	1,200.00	746,857,895.00
321	341	374	349	Mtwara	Mtwara	Nalingu Amcos Ltd	279,507	245,830	33,677.00	48.40	9.2	158	2,061.80	2,220.00	1,600.00	577,987,495.00
322	402	438	401	Mtwara	Mtwara	Namayangwa Amcos Ltd	228,521	186,327	42,194.00	47.75	9.7	154	2,043.44	2,220.00	1,600.00	470,090,420.00
323	409	399	418	Mtwara	Mtwara	Nami Amcos Ltd	219,251	219,251	-	49.36	9.2	162	2,009.56	2,110.00	1,700.00	444,055,724.00
324	412	412	415	Mtwara	Mtwara	Namkuku Amcos Ltd	216,259	207,150	9,109.00	49.56	9.2	167	2,039.33	2,220.00	1,600.00	445,619,849.00
325	426	435	424	Mtwara	Mtwara	Namtumbuka Amcos Ltd	205,428	188,675	16,753.00	50.13	8.9	165	2,080.00	2,260.00	1,600.00	429,203,790.00

326	317	370	337	Mtwara	Mtwara	Nanguruwe Amcos Ltd	298,141	249,615	48,526.00	48.10	9.7	159	1,938.00	2,210.00	1,200.00	587,777,100.00
327	372	397	377	Mtwara	Mtwara	Nanyamba Amcos Ltd	255,552	220,075	35,477.00	49.15	9.2	163	1,990.31	2,400.00	1,501.00	514,073,023.00
328	287	302	303	Mtwara	Mtwara	Narunga Amcos Ltd	323,401	303,424	19,977.00	49.42	9.2	159	1,991.35	2,110.00	1,501.00	644,175,268.00
329	375	406	376	Mtwara	Mtwara	Ndumbwe Amcos Ltd	255,089	211,259	43,830.00	48.44	9.3	160	1,970.00	2,220.00	1,200.00	518,024,290.00
330	427	439	428	Mtwara	Mtwara	Nitekele Amcos Ltd	205,156	185,353	19,803.00	49.84	9.1	166	2,041.43	2,400.00	1,500.00	421,259,545.00
331	457	464	461	Mtwara	Mtwara	Niyumba Amcos Ltd	178,712	159,551	19,161.00	49.04	9.2	164	1,943.71	2,110.00	1,400.00	352,128,781.00
332	137	160	146	Mtwara	Mtwara	Njengwa Kaskazini Amcos Ltd	515,551	477,446	38,105.00	49.18	9.2	159	2,015.00	2,400.00	1,400.00	1,042,288,765.00
333	283	271	294	Mtwara	Mtwara	Njengwa Kusini Amcos Ltd	327,566	327,566	-	50.06	9.2	162	2,017.65	2,110.00	1,500.00	665,138,670.00
334	237	225	232	Mtwara	Mtwara	Nyundo Amcos Ltd	383,025	383,025	-	50.46	8.9	168	2,052.29	2,300.00	1,700.00	785,461,157.00
335	391	379	382	Mtwara	Mtwara	Nyundo B Amcos Ltd	243,949	243,949	-	50.45	8.7	169	2,059.82	2,110.00	2,000.00	502,957,058.00
336	204	218	204	Mtwara	Mtwara	Pachani Amcos Ltd	426,290	390,578	35,712.00	48.78	9.1	158	2,032.21	2,400.00	1,400.00	876,381,019.00
337	186	207	194	Mtwara	Mtwara	Pachanne Amcos Ltd	441,832	404,869	36,963.00	48.23	9.7	159	2,030.29	2,210.00	1,600.00	899,762,355.00
338	463	451	485	Mtwara	Mtwara	Shangani Amcos Ltd	170,419	170,419	-	50.03	9.0	170	2,083.50	2,300.00	2,000.00	316,524,960.00
339	422	452	438	Mtwara	Mtwara	Tamani Amcos Ltd	208,221	167,776	40,445.00	47.70	9.4	154	1,898.75	2,110.00	1,200.00	403,556,925.00
340	97	129	98	Mtwara	Mtwara	Tangazo Amcos Ltd	600,614	521,974	78,640.00	49.35	9.6	156	2,069.76	2,220.00	1,600.00	1,234,624,790.00
341	226	232	228	Mtwara	Mtwara	Ukumbozi Amcos Ltd	390,803	376,149	14,654.00	49.44	9.2	166	2,025.20	2,110.00	1,400.00	795,005,454.00
342	388	437	393	Mtwara	Mtwara	Umoja Amcos Ltd	245,413	187,061	58,352.00	47.38	9.6	152	1,932.50	2,220.00	1,200.00	480,370,775.00
343	229	257	225	Mtwara	Mtwara	Zima Muungano Amcos Ltd	387,262	340,588	46,674.00	48.50	9.2	159	2,053.67	2,220.00	1,200.00	799,884,183.00
344	604	588	586	Mtwara	Nanyumbu	Chipuputa Amcos	70,125	70,125	-	51.33	7.3	193	2,294.00	2,296.00	2,290.00	160,886,820.00
345	616	599	602	Mtwara	Nanyumbu	Kamundi Amcos	65,033	65,033	-	51.20	7.3	196	2,235.00	2,300.00	2,100.00	144,962,175.00
346	81	78	76	Mtwara	Nanyumbu	Kilimani Hewa Amcos Ltd	631,010	631,010	-	50.34	7.1	194	2,180.14	2,307.00	1,805.00	1,378,844,073.00
347	260	249	242	Mtwara	Nanyumbu	Likokona Amcos Ltd	351,125	351,125	-	50.89	7.5	191	2,168.84	2,296.00	1,805.00	766,707,786.00
348	29	28	27	Mtwara	Nanyumbu	Lumesule Amcos	884,616	884,616	-	50.58	7.4	194	2,095.20	2,307.00	1,500.00	1,869,818,667.00
349	343	331	339	Mtwara	Nanyumbu	Makong'Ondera Amcos	277,498	277,498	-	50.65	7.5	192	2,084.63	2,296.00	1,805.00	586,880,940.00
350	7	7	7	Mtwara	Nanyumbu	Mangaka Amcos Ltd	1,222,606	1,222,606	-	50.47	7.2	192	2,101.10	2,307.00	1,500.00	2,621,289,037.20
351	767	738	768	Mtwara	Nanyumbu	Maratani Amcos	8,810	8,810	-	48.00	7.5	199	1,805.00	1,805.00	1,805.00	15,902,050.00
352	685	659	670	Mtwara	Nanyumbu	Masuguru Amcos Ltd	31,854	31,854	-	51.78	7.0	195	2,253.75	2,290.00	2,200.00	72,120,000.00
353	353	341	348	Mtwara	Nanyumbu	Masyalele Amcos	268,827	268,827	-	50.70	7.2	193	2,160.14	2,400.00	1,805.00	581,074,036.00
354	552	537	544	Mtwara	Nanyumbu	Mchisame Amcos Ltd	100,886	100,886	-	50.72	6.7	198	2,133.44	2,296.00	1,800.00	218,088,890.00
355	322	311	312	Mtwara	Nanyumbu	Michiga Amcos	294,428	294,428	-	50.56	7.4	187	2,131.65	2,296.00	1,805.00	631,610,648.00
356	506	494	490	Mtwara	Nanyumbu	Mikangaula Amcos	140,481	140,481	-	51.62	7.4	195	2,212.47	2,296.00	2,100.00	312,438,223.00
357	421	410	412	Mtwara	Nanyumbu	Mkumbaru Amcos	208,392	208,392	-	50.61	7.2	195	2,146.62	2,307.00	1,805.00	450,759,170.00
358	164	158	147	Mtwara	Nanyumbu	Mshikamano Amcos	479,314	479,314	-	50.08	7.3	194	2,159.30	2,400.00	1,500.00	1,039,874,723.00
359	536	524	540	Mtwara	Nanyumbu	Mshikamano Amcos Ltd	111,306	111,306	-	49.76	7.6	189	2,014.29	2,305.00	1,805.00	226,257,140.00
360	564	553	555	Mtwara	Nanyumbu	Msweno Amcos	92,658	92,658	-	50.70	7.6	194	2,169.50	2,305.00	1,815.00	202,648,623.00
361	501	488	495	Mtwara	Nanyumbu	Nachili Amcos Ltd	143,733	143,733	-	50.75	7.3	196	2,128.50	2,296.00	1,805.00	306,062,433.00
362	35	34	29	Mtwara	Nanyumbu	Nachilum Amcos Ltd	828,722	828,722	-	50.36	7.2	191	2,187.90	2,307.00	1,500.00	1,826,561,726.00
363	142	136	149	Mtwara	Nanyumbu	Nakopi Amcos	508,183	508,183	-	50.53	7.2	194	2,097.89	2,296.00	1,500.00	1,038,613,279.00
364	146	140	132	Mtwara	Nanyumbu	Namagului Amcos	503,188	503,188	-	50.97	7.5	193	2,172.93	2,296.00	1,815.00	1,099,469,971.00
365	711	703	723	Mtwara	Nanyumbu	Namaka Amcos Ltd	21,627	15,267	6,360.00	46.00	6.9	200	1,501.67	1,805.00	1,350.00	36,142,935.00
366	289	275	269	Mtwara	Nanyumbu	Namijati Amcos Ltd	323,147	323,147	-	51.08	6.9	196	2,181.27	2,307.00	1,805.00	705,086,025.00
367	488	476	478	Mtwara	Nanyumbu	Nangomba Amcos	151,065	151,065	-	51.19	7.2	195	2,096.64	2,300.00	1,500.00	323,930,518.00
368	200	192	177	Mtwara	Nanyumbu	Nanyumbu Amcos	427,978	427,978	-	50.85	7.1	193	2,211.65	2,307.00	2,100.00	946,656,534.00
369	403	390	407	Mtwara	Nanyumbu	Napacho Amcos Ltd	228,167	228,167	-	51.37	7.2	193	2,192.86	2,307.00	2,100.00	456,349,261.00
370	277	264	266	Mtwara	Nanyumbu	Nguvu Moja Amcos Ltd	332,917	332,917	-	50.10	7.5	195	2,148.76	2,307.00	1,805.00	714,433,275.00
371	561	550	552	Mtwara	Nanyumbu	Pachani Amcos Ltd	95,858	94,139	1,719.00	50.80	7.4	192	2,059.38	2,275.00	1,500.00	204,812,390.00
372	533	523	528	Mtwara	Nanyumbu	Ruvuma Amcos	112,919	112,919	-	51.11	7.4	197	2,153.50	2,290.00	1,805.00	244,694,360.00
373	511	498	499	Mtwara	Nanyumbu	Umoja Cheleweni Amcos Ltd	135,719	135,719	-	50.96	7.5	191	2,156.09	2,296.00	1,805.00	293,923,003.00
374	313	301	285	Mtwara	Newala	Ammanani Amcos Ltd	303,547	303,547	-	50.03	8.3	186	2,230.35	2,320.00	1,852.00	676,596,904.00
375	110	113	95	Mtwara	Newala	Azimio Amcos Ltd	566,429	546,419	20,010.00	51.49	9.6	168	2,202.30	2,320.00	1,703.00	1,249,984,825.00
376	755	722	746	Mtwara	Newala	Chang'Ombe Amcos Ltd	11,732	11,732	-	51.00	8.1	184	2,275.00	2,275.00	2,275.00	26,690,300.00
377	485	501	501	Mtwara	Newala	Chemana Amcos Ltd	152,058	132,853	19,205.00	49.18	9.2	160	1,895.25	2,293.00	1,300.00	293,613,004.00
378	244	243	253	Mtwara	Newala	Chetu Amcos Ltd	367,421	358,719	8,702.00	49.98	9.3	157	2,012.43	2,293.00	1,305.00	737,739,296.00
379	172	180	180	Mtwara	Newala	Childa Amcos Ltd	456,602	447,120	9,482.00	50.51	9.3	160	2,073.22	2,315.00	1,455.00	939,371,988.00
380	534	538	535	Mtwara	Newala	Chilondolo Amcos Ltd	112,553	100,653	11,900.00	48.20	9.7	159	2,036.88	2,293.00	1,705.00	233,139,210.00
381	47	51	50	Mtwara	Newala	Chimale Amcos Ltd	751,297	720,699	30,598.00	49.71	9.6	155	2,030.66	2,304.00	1,300.00	1,538,057,212.00
382	374	360	367	Mtwara	Newala	Chimbuko Amcos Ltd	255,364	255,364	-	50.92	9.0	163	2,106.37	2,315.00	1,615.00	539,108,450.00
383	390	386	383	Mtwara	Newala	Chimo Amcos Ltd	244,256	234,123	10,133.00	50.56	9.6	163	2,027.65	2,294.00	1,305.00	498,849,494.00
384	468	455	472	Mtwara	Newala	China Amcos Ltd	166,101	166,101	-	50.66	9.1	161	2,018.17	2,293.00	1,710.00	330,987,313.00
385	558	549	562	Mtwara	Newala	Chitenda Amcos Ltd	97,954	94,755	3,199.00	49.85	9.6	160	1,889.50	2,291.00	1,300.00	190,564,442.00
386	768	740	762	Mtwara	Newala	Chitoholi Amcos Ltd	8,562	8,562	-	50.40	8.0	166	2,292.00	2,292.00	2,292.00	19,624,104.00
387	294	281	264	Mtwara	Newala	Chiunjila Amcos Ltd	318,366	318,366	-	49.89	8.3	177	2,244.45	2,320.00	1,850.00	714,779,898.00
388	458	454	452	Mtwara	Newala	Chivechimo Amcos Ltd	178,471	166,627	11,844.00	49.20	9.5	156	2,066.64	2,295.00	1,455.00	367,468,791.00
389	641	621	629	Mtwara	Newala	Darajani Amcos Ltd	54,282	54,282	-	51.80	9.2	160	2,038.33	2,155.00	1,805.00	111,916,010.00
390	634	644	624	Mtwara	Newala	Dinduma Shuleni Amcos Ltd	56,005	37,094	18,911.00	50.00	9.4	162	2,151.00	2,320.00	1,703.00	117,494,053.00

391	723	723	726	Mtwara	Newala	Ghana B Amcos Ltd	18,796	11,586	7,210.00	48.15	9.2	161	1,815.00	2,130.00	1,500.00	35,493,180.00
392	121	115	108	Mtwara	Newala	Hatua Moja Amcos Ltd	542,963	542,963	-	51.06	9.0	162	2,205.09	2,315.00	1,710.00	1,196,702,839.00
393	52	49	44	Mtwara	Newala	Henganelo Amcos Ltd	725,919	722,719	3,200.00	50.53	9.4	176	2,179.71	2,230.00	1,455.00	1,592,621,947.00
394	612	593	606	Mtwara	Newala	Huruwi Amcos Ltd	65,998	65,998	-	51.43	10.0	162	2,126.00	2,292.00	1,805.00	137,032,384.00
395	654	635	648	Mtwara	Newala	Iman Amcos Ltd	42,332	42,332	-	52.43	8.7	188	2,264.50	2,320.00	2,130.00	95,903,820.00
396	218	224	206	Mtwara	Newala	Imani Amcos Ltd	400,206	385,184	15,022.00	51.48	9.3	168	2,177.03	2,315.00	1,703.00	874,400,402.00
397	266	280	245	Mtwara	Newala	Kisiwani Amcos Ltd	343,046	318,444	24,602.00	50.12	9.3	176	2,190.67	2,320.00	1,703.00	753,389,104.00
398	6	6	5	Mtwara	Newala	Kitangari Amcos Ltd	1,297,637	1,290,370	7,267.00	51.56	9.3	180	2,235.35	2,401.00	1,580.00	2,903,812,007.00
399	626	609	605	Mtwara	Newala	Kivukoni Amcos Ltd	60,080	60,080	-	50.95	8.2	177	2,298.00	2,315.00	2,281.00	138,470,990.00
400	716	685	711	Mtwara	Newala	Kunandundu Amcos Ltd	19,948	19,948	-	53.00	8.8	183	2,175.00	2,175.00	2,175.00	43,386,900.00
401	196	205	175	Mtwara	Newala	Kweli Amcos Ltd	431,928	409,757	22,171.00	51.20	9.1	178	2,181.15	2,320.00	1,705.00	949,985,820.00
402	657	693	664	Mtwara	Newala	Lembela Amcos Ltd	40,951	18,538	22,413.00	46.70	8.8	162	1,896.50	2,293.00	1,500.00	76,127,134.00
403	336	349	350	Mtwara	Newala	Lidumbe Amcos Ltd	283,928	262,911	21,017.00	48.93	9.3	160	2,024.52	2,320.00	1,305.00	576,079,037.00
404	404	392	389	Mtwara	Newala	Limanga Amcos Ltd	225,899	225,899	-	50.39	9.7	164	2,138.07	2,300.00	1,710.00	490,170,202.00
405	101	101	107	Mtwara	Newala	Linganelo Amcos Ltd	589,486	570,761	18,725.00	50.11	9.7	159	2,036.00	2,304.00	1,300.00	1,198,971,226.00
406	729	697	716	Mtwara	Newala	Luagala Amcos Ltd	17,341	17,341	-	48.20	9.0	152	2,293.00	2,293.00	2,293.00	39,762,913.00
407	677	652	676	Mtwara	Newala	Lubangala Amcos Ltd	34,860	34,860	-	49.00	9.3	163	1,937.50	2,110.00	1,765.00	67,571,955.00
408	231	235	221	Mtwara	Newala	Lumana Amcos Ltd	386,688	365,748	20,940.00	50.77	9.6	168	2,094.53	2,315.00	1,300.00	810,183,079.00
409	647	630	641	Mtwara	Newala	Lyenje Amcos Ltd	49,326	49,326	-	48.35	10.0	169	2,049.00	2,293.00	1,805.00	103,544,110.00
410	158	157	154	Mtwara	Newala	Machi Amcos Ltd	489,922	479,927	9,995.00	49.75	9.6	158	2,087.04	2,300.00	1,300.00	1,025,128,241.00
411	275	261	260	Mtwara	Newala	Magumchila Amcos Ltd	334,700	334,700	-	51.30	9.5	165	2,166.76	2,320.00	1,740.00	725,013,955.00
412	156	162	135	Mtwara	Newala	Mahenga Amcos Ltd	491,162	466,708	24,454.00	51.60	8.9	169	2,180.54	2,315.00	1,455.00	1,087,300,589.00
413	734	700	722	Mtwara	Newala	Mahuta Amcos Ltd	15,960	15,960	-	50.00	9.5	168	2,304.00	2,304.00	2,304.00	36,771,840.00
414	623	606	634	Mtwara	Newala	Maja Amcos Ltd	60,925	60,925	-	49.98	8.8	176	2,168.33	2,280.00	2,100.00	109,180,400.00
415	461	448	456	Mtwara	Newala	Makonga Amcos Ltd	172,109	172,109	-	50.25	9.7	158	2,048.18	2,305.00	1,715.00	358,560,619.00
416	214	208	207	Mtwara	Newala	Makote Amcos Ltd	412,556	404,557	7,999.00	50.69	9.7	164	2,096.88	2,305.00	1,300.00	865,835,888.00
417	255	245	226	Mtwara	Newala	Mapili Amcos Ltd	356,266	356,266	-	51.49	7.9	187	2,241.56	2,320.00	1,765.00	798,533,166.00
418	90	97	79	Mtwara	Newala	Mcholi Moja Amcos Ltd	609,071	578,643	30,428.00	51.64	9.1	172	2,207.69	2,401.00	1,500.00	1,343,372,243.00
419	737	704	731	Mtwara	Newala	Mdenga Amcos Ltd	15,119	15,119	-	50.60	8.6	154	2,293.00	2,293.00	2,293.00	34,667,867.00
420	330	316	313	Mtwara	Newala	Michinga Amcos Ltd	288,728	288,728	-	49.90	9.2	167	2,175.48	2,305.00	1,710.00	631,334,056.00
421	481	469	466	Mtwara	Newala	Mikumbi Amcos Ltd	154,964	154,964	-	51.09	8.1	165	2,190.60	2,305.00	1,715.00	345,433,948.00
422	469	457	465	Mtwara	Newala	Mikunda Amcos Ltd	165,308	165,308	-	49.78	9.4	169	2,103.67	2,320.00	1,740.00	346,488,834.00
423	572	559	568	Mtwara	Newala	Mitake Amcos Ltd	89,412	89,412	-	49.79	9.2	157	2,044.14	2,315.00	1,740.00	182,353,843.00
424	441	430	441	Mtwara	Newala	Miteja Amcos Ltd	194,109	194,109	-	49.23	9.7	153	2,060.00	2,305.00	1,753.00	392,310,730.00
425	445	433	431	Mtwara	Newala	Mitema Amcos Ltd	191,127	191,127	-	50.28	9.1	166	2,168.69	2,305.00	1,760.00	416,236,317.00
426	102	105	87	Mtwara	Newala	Mkolachi Amcos Ltd	585,778	562,911	22,867.00	50.29	9.5	169	2,179.84	2,311.00	1,703.00	1,287,142,188.00
427	460	490	449	Mtwara	Newala	Mkoma II Amcos Ltd	173,545	142,319	31,226.00	48.22	8.2	172	2,117.60	2,305.00	1,500.00	370,059,001.00
428	264	282	252	Mtwara	Newala	Mkunya Amcos Ltd	346,665	317,751	28,914.00	50.53	9.2	173	2,145.04	2,320.00	1,455.00	740,740,246.00
429	638	632	638	Mtwara	Newala	Mkusachi Amcos Ltd	55,016	45,152	9,864.00	47.00	9.4	157	1,848.67	2,293.00	1,500.00	106,181,156.00
430	315	305	325	Mtwara	Newala	Mmale Amcos Ltd	299,733	299,733	-	49.51	9.6	158	2,039.81	2,300.00	1,715.00	611,961,774.00
431	642	624	633	Mtwara	Newala	Mnalugha Amcos Ltd	52,190	52,190	-	50.07	9.4	168	2,060.00	2,290.00	1,760.00	110,039,150.00
432	62	71	66	Mtwara	Newala	Mnatambe Amcos Ltd	699,882	648,809	51,073.00	49.24	9.6	164	2,031.23	2,311.00	1,300.00	1,432,732,717.00
433	527	530	525	Mtwara	Newala	Mndumbwe Amcos Ltd	118,352	107,664	10,688.00	49.11	9.4	164	2,049.43	2,300.00	1,500.00	248,092,533.00
434	301	289	305	Mtwara	Newala	Mnekachi Amcos Ltd	312,772	312,772	-	50.81	9.2	161	2,044.10	2,315.00	1,710.00	639,977,598.00
435	428	415	414	Mtwara	Newala	Mnyambe Amcos Ltd	204,080	204,080	-	50.27	8.7	155	2,176.13	2,305.00	1,740.00	446,264,696.00
436	163	156	142	Mtwara	Newala	Moneka Amcos Ltd	480,656	480,656	-	51.81	8.8	180	2,193.31	2,320.00	1,740.00	1,060,404,237.00
437	40	42	37	Mtwara	Newala	Mpalu Amcos Ltd	776,369	755,295	21,074.00	51.44	9.0	168	2,228.53	2,315.00	1,500.00	1,709,732,817.00
438	143	153	129	Mtwara	Newala	Mpwapwa Amcos Ltd	506,099	486,494	19,605.00	50.54	9.1	166	2,200.81	2,304.00	1,703.00	1,113,836,398.00
439	720	689	713	Mtwara	Newala	Mtenda Amcos Ltd	19,870	19,870	-	49.00	9.5	155	2,175.00	2,175.00	2,175.00	43,217,250.00
440	107	99	96	Mtwara	Newala	Mtimachi Amcos Ltd	576,743	576,743	-	51.64	9.1	166	2,127.94	2,320.00	1,615.00	1,247,303,942.00
441	722	691	715	Mtwara	Newala	Mting'inda Amcos Ltd	19,355	19,355	-	49.00	10.0	159	2,130.00	2,130.00	2,130.00	41,226,150.00
442	474	468	469	Mtwara	Newala	Mtondo Amcos Ltd	162,387	156,225	6,162.00	48.85	9.6	153	2,053.54	2,305.00	1,500.00	339,842,255.00
443	530	545	529	Mtwara	Newala	Mtopwa Amcos Ltd	115,589	97,814	17,775.00	48.95	9.5	157	2,004.83	2,293.00	1,703.00	241,003,599.00
444	443	442	445	Mtwara	Newala	Mtunguru Amcos Ltd	192,463	181,727	10,736.00	49.36	9.7	153	1,986.80	2,300.00	1,703.00	382,784,771.00
445	697	737	701	Mtwara	Newala	Mundamkulu Amcos Ltd	27,116	9,242	17,874.00	47.15	8.4	169	1,907.50	2,110.00	1,705.00	49,975,790.00
446	659	641	653	Mtwara	Newala	Muongano Mnyama Amcos Ltd	40,255	40,255	-	53.75	8.5	184	2,175.00	2,175.00	2,175.00	87,554,625.00
447	671	647	658	Mtwara	Newala	Muongano Mnyawa Amcos Ltd	36,246	36,246	-	48.40	8.4	167	2,210.00	2,295.00	2,125.00	80,538,520.00
448	730	708	738	Mtwara	Newala	Muongano Mtoni Amcos Ltd	17,086	14,360	2,726.00	46.20	9.4	166	1,526.50	1,753.00	1,300.00	28,716,880.00
449	544	544	553	Mtwara	Newala	Mwongozo Amcos Ltd	105,064	97,973	7,091.00	48.80	8.9	176	1,927.29	2,300.00	1,455.00	204,347,038.00
450	617	614	616	Mtwara	Newala	Nakayaka Amcos Ltd	63,860	56,749	7,111.00	49.04	9.4	157	1,982.60	2,293.00	1,500.00	128,924,335.00
451	490	480	513	Mtwara	Newala	Namonda Amcos Ltd	150,272	150,272	-	48.79	9.8	155	2,006.44	2,300.00	1,740.00	267,737,542.00
452	123	137	118	Mtwara	Newala	Nangururwe Amcos Ltd	541,607	506,310	35,297.00	50.75	9.5	164	2,128.42	2,401.00	1,300.00	1,162,920,286.00
453	308	295	283	Mtwara	Newala	Nantindi Amcos Ltd	309,408	309,408	-	50.88	9.5	175	2,199.21	2,300.00	1,753.00	679,357,226.00
454	550	590	556	Mtwara	Newala	Ngoma Amcos Ltd	101,022	67,888	33,134.00	49.39	9.5	148	2,034.00	2,300.00	1,500.00	202,203,775.00
455	451	449	444	Mtwara	Newala	Pachani Amcos Ltd	181,987	170,753	11,234.00	48.02	8.1	185	2,095.20	2,315.00	1,500.00	386,018,714.00



456	693	668	674	Mtwara	Newala	Panema Amcos Ltd	29,727	29,727	-	49.75	9.3	182	2,335.50	2,401.00	2,270.00	69,158,400.00
457	717	686	714	Mtwara	Newala	Shangani Amcos Ltd	19,940	19,940	-	51.40	8.8	179	2,130.00	2,130.00	2,130.00	42,472,200.00
458	624	607	609	Mtwara	Newala	Shirikishi Jangwani Amcos Ltd	60,658	60,658	-	49.10	8.2	185	2,220.67	2,292.00	2,120.00	134,606,254.00
459	249	256	241	Mtwara	Newala	Songambe Amcos Ltd	360,330	341,941	18,389.00	50.80	9.2	158	2,090.35	2,320.00	1,300.00	769,474,784.00
460	414	413	409	Mtwara	Newala	Tegemeo Amcos Ltd	211,292	206,769	4,523.00	49.65	9.4	159	2,128.15	2,305.00	1,455.00	453,727,647.00
461	462	450	457	Mtwara	Newala	Tengulengu Amcos Ltd	170,597	170,597	-	49.31	9.5	151	2,071.23	2,315.00	1,740.00	358,136,926.00
462	699	684	697	Mtwara	Newala	Teule Amcos Ltd	26,953	19,980	6,973.00	49.10	9.6	164	1,877.50	2,155.00	1,600.00	54,213,700.00
463	709	678	709	Mtwara	Newala	Tukuru Amcos Ltd	21,779	21,779	-	48.45	9.0	153	1,941.00	2,117.00	1,765.00	44,423,935.00
464	174	182	185	Mtwara	Newala	Tukuta Amcos Ltd	454,277	438,319	15,958.00	49.99	9.6	152	2,027.48	2,300.00	1,305.00	928,317,053.00
465	738	705	724	Mtwara	Newala	Tulinge Likolombe Amcos Ltd	14,934	14,934	-	50.60	10.0	191	2,401.00	2,401.00	2,401.00	35,856,534.00
466	236	229	218	Mtwara	Newala	Tuyangatane Amcos Ltd	383,583	378,704	4,879.00	50.24	9.2	175	2,135.24	2,320.00	1,300.00	834,415,796.00
467	718	687	712	Mtwara	Newala	Upendo Amcos Ltd	19,910	19,910	-	53.00	9.5	175	2,175.00	2,175.00	2,175.00	43,304,250.00
468	745	712	733	Mtwara	Newala	Wakulima Amcos Ltd	13,356	13,356	-	52.00	8.0	160	2,175.00	2,175.00	2,175.00	29,049,300.00
469	98	94	90	Mtwara	Tandahimba	Amani Amcos Ltd	593,842	583,503	10,339.00	49.52	9.5	164	2,147.16	2,371.00	1,500.00	1,280,354,079.00
470	753	720	743	Mtwara	Tandahimba	Ammanani Amcos Ltd	12,010	12,010	-	48.00	8.8	162	2,300.00	2,300.00	2,300.00	27,623,000.00
471	472	460	458	Mtwara	Tandahimba	Bahari Amcos Ltd	164,224	164,224	-	49.56	9.0	170	2,184.11	2,290.00	2,050.00	358,038,836.00
472	298	285	284	Mtwara	Tandahimba	Bahati Amcos Ltd	315,215	315,215	-	49.35	9.5	164	2,144.12	2,290.00	1,700.00	677,770,580.00
473	754	721	745	Mtwara	Tandahimba	Bahri Amcos Ltd	11,950	11,950	-	50.00	9.1	171	2,250.00	2,250.00	2,250.00	26,887,500.00
474	45	41	41	Mtwara	Tandahimba	Bandarini Amcos Ltd	758,921	757,476	1,445.00	49.25	9.7	165	2,151.39	2,290.00	1,500.00	1,637,798,832.00
475	373	365	380	Mtwara	Tandahimba	Chaguo Amcos Ltd	255,407	252,318	3,089.00	48.56	9.8	169	2,036.40	2,275.00	1,455.00	508,353,975.00
476	406	421	417	Mtwara	Tandahimba	Chako Amcos Ltd	222,732	198,974	23,758.00	48.20	9.4	166	2,057.14	2,290.00	1,455.00	444,186,500.00
477	419	423	416	Mtwara	Tandahimba	Chang'Omba Amcos Ltd	209,653	197,130	12,523.00	49.00	9.3	180	2,091.75	2,290.00	1,455.00	444,583,928.00
478	257	247	238	Mtwara	Tandahimba	Chaume Amcos Ltd	355,298	355,298	-	49.19	9.7	165	2,177.88	2,290.00	1,670.00	774,479,560.00
479	542	533	536	Mtwara	Tandahimba	Chifike Amcos Ltd	106,728	104,480	2,248.00	48.14	8.7	185	2,030.14	2,296.00	1,455.00	231,041,510.00
480	553	539	534	Mtwara	Tandahimba	Chifuke Amcos Ltd	99,930	99,930	-	49.48	9.2	193	2,366.25	2,445.00	2,250.00	234,132,390.00
481	496	484	482	Mtwara	Tandahimba	Chihangi Amcos	146,541	146,541	-	49.67	9.1	172	2,175.67	2,290.00	1,700.00	319,361,503.00
482	749	716	741	Mtwara	Tandahimba	Chimale Amcos Ltd	12,445	12,445	-	51.00	10.0	176	2,260.00	2,260.00	2,260.00	28,125,700.00
483	614	596	608	Mtwara	Tandahimba	Chimbuko Amcos Ltd	65,613	65,613	-	48.60	9.3	180	1,984.20	2,271.00	1,700.00	134,796,486.00
484	589	573	576	Mtwara	Tandahimba	Chimbuko Amcos Ltd	78,282	78,282	-	49.50	8.9	181	2,186.50	2,266.00	2,100.00	171,111,720.00
485	584	579	588	Mtwara	Tandahimba	Chisaku Amcos Ltd	80,325	74,834	5,491.00	48.60	9.4	160	1,925.00	2,190.00	1,455.00	160,232,235.00
486	726	694	719	Mtwara	Tandahimba	Chitoholi Amcos Ltd	18,055	18,055	-	49.00	9.4	170	2,100.00	2,100.00	2,100.00	37,915,500.00
487	683	658	668	Mtwara	Tandahimba	Chiujila Amcos Ltd	32,988	32,988	-	49.00	8.5	188	2,265.50	2,300.00	2,231.00	74,698,917.00
488	705	674	699	Mtwara	Tandahimba	Darajani Amcos Ltd	24,213	24,213	-	48.50	9.3	160	2,217.50	2,265.00	2,170.00	53,431,505.00
489	299	286	292	Mtwara	Tandahimba	Dinyanga Amcos Ltd	314,892	314,892	-	48.89	9.4	170	2,076.16	2,300.00	1,670.00	667,743,937.00
490	243	238	227	Mtwara	Tandahimba	Domasi Amcos Ltd	371,392	363,709	7,683.00	48.48	9.5	168	2,093.50	2,371.00	1,455.00	797,428,397.00
491	568	556	559	Mtwara	Tandahimba	Dumana Amcos Ltd	90,724	90,724	-	48.67	9.0	161	2,125.00	2,400.00	1,710.00	195,425,140.00
492	633	616	619	Mtwara	Tandahimba	Ghana B Amcos Ltd	56,335	56,335	-	49.50	9.1	170	2,232.50	2,290.00	2,100.00	126,365,120.00
493	682	657	667	Mtwara	Tandahimba	Henganelo Amcos Ltd	33,125	33,125	-	51.00	8.8	190	2,275.50	2,300.00	2,250.00	75,210,930.00
494	594	578	577	Mtwara	Tandahimba	Huru Amcos Ltd	74,878	74,878	-	50.37	9.2	185	2,240.00	2,445.00	2,100.00	170,441,070.00
495	504	491	502	Mtwara	Tandahimba	Huruwi Amcos Ltd	141,684	141,684	-	49.88	9.9	171	2,033.13	2,255.00	1,700.00	293,433,630.00
496	332	326	317	Mtwara	Tandahimba	Juhudi Pemba Amcos Ltd	287,919	282,349	5,570.00	49.41	9.4	170	2,115.94	2,296.00	1,455.00	627,447,840.00
497	170	165	176	Mtwara	Tandahimba	Kitama 1 Amcos Ltd	459,105	459,105	-	49.07	9.8	170	2,107.70	2,371.00	1,670.00	946,967,881.00
498	254	272	249	Mtwara	Tandahimba	Kitama 2 Amcos Ltd	357,106	327,241	29,865.00	48.86	9.2	175	2,065.86	2,371.00	1,455.00	745,743,511.00
499	352	342	332	Mtwara	Tandahimba	Kitama Shuleni Amcos Ltd	269,362	268,071	1,291.00	49.71	9.4	168	2,202.63	2,371.00	2,050.00	595,544,478.00
500	326	321	318	Mtwara	Tandahimba	Kivukoni Amcos Ltd	292,073	284,526	7,547.00	48.41	8.6	181	2,046.31	2,445.00	1,500.00	624,287,453.00
501	447	459	442	Mtwara	Tandahimba	Kuchele Amcos Ltd	190,130	164,978	25,152.00	47.75	9.3	165	1,950.17	2,267.00	1,455.00	389,107,596.00
502	470	458	463	Mtwara	Tandahimba	Kunandundu Amcos Ltd	165,129	165,129	-	49.33	8.9	179	2,122.22	2,290.00	1,700.00	347,836,380.00
503	420	409	403	Mtwara	Tandahimba	Langana Amcos Ltd	209,010	209,010	-	49.42	9.4	165	2,193.83	2,300.00	2,100.00	460,618,968.00
504	224	227	219	Mtwara	Tandahimba	Lekatulage Amcos	391,314	382,199	9,115.00	49.23	9.4	175	2,088.32	2,371.00	1,455.00	832,935,899.00
505	429	416	405	Mtwara	Tandahimba	Lembela Amcos Ltd	203,898	203,898	-	50.30	9.1	176	2,253.30	2,371.00	2,110.00	459,216,978.00
506	411	402	396	Mtwara	Tandahimba	Liponde Amcos	216,916	216,916	-	50.00	8.8	170	2,215.64	2,290.00	2,101.00	478,234,278.00
507	334	319	324	Mtwara	Tandahimba	Litehu Amcos Ltd	287,698	285,766	1,932.00	48.33	9.4	172	2,091.07	2,290.00	1,455.00	612,944,773.00
508	291	308	276	Mtwara	Tandahimba	Luagala Amcos Ltd	322,224	296,805	25,419.00	48.25	9.4	165	2,110.38	2,290.00	1,500.00	688,250,426.00
509	615	598	604	Mtwara	Tandahimba	Lubangala Amcos Ltd	65,227	65,066	161.00	48.80	8.7	170	2,046.20	2,271.00	1,500.00	141,504,312.00
510	635	617	644	Mtwara	Tandahimba	Luheya Amcos Ltd	55,889	55,889	-	49.00	9.5	160	2,158.33	2,265.00	2,100.00	100,841,735.00
511	484	473	473	Mtwara	Tandahimba	Lukokoda Amcos Ltd	152,830	151,786	1,044.00	48.91	9.2	174	2,097.82	2,285.00	1,500.00	329,835,968.00
512	408	403	408	Mtwara	Tandahimba	Lyenje Amcos Ltd	219,867	216,392	3,475.00	48.50	9.6	172	1,986.50	2,290.00	1,455.00	454,470,135.00
513	566	566	565	Mtwara	Tandahimba	Machimbo Amcos Ltd	92,026	82,169	9,857.00	48.00	9.8	164	2,001.67	2,290.00	1,455.00	186,943,625.00
514	227	219	213	Mtwara	Tandahimba	MaFanikio Amcos Ltd	388,417	388,417	-	49.73	9.5	175	2,185.45	2,290.00	1,700.00	854,233,461.00
515	94	95	84	Mtwara	Tandahimba	Magomeni Amcos Ltd	603,953	583,128	20,825.00	49.08	9.5	164	2,122.19	2,300.00	1,455.00	1,300,394,330.00
516	247	240	246	Mtwara	Tandahimba	Mahuta Amcos Ltd	362,043	362,043	-	48.89	9.6	167	2,087.61	2,300.00	1,670.00	749,016,033.00
517	639	619	621	Mtwara	Tandahimba	Maja Amcos Ltd	54,338	54,338	-	50.67	9.3	169	2,262.00	2,271.00	2,255.00	122,942,696.00
518	288	277	272	Mtwara	Tandahimba	Makubaliano Amcos Ltd	323,311	321,430	1,881.00	49.00	9.7	163	2,122.31	2,290.00	1,500.00	696,182,481.00
519	323	312	309	Mtwara	Tandahimba	Malamba Amcos Ltd	292,930	292,693	237.00	49.18	9.4	162	2,135.35	2,296.00	1,500.00	636,966,750.00
520	359	345	335	Mtwara	Tandahimba	Malopokelo Amcos Ltd	265,030	265,030	-	49.71	9.6	161	2,237.00	2,300.00	2,130.00	592,381,048.00

521	248	242	236	Mtwara	Tandahimba	Mambamba Amcos Ltd	361,318	361,318	-	49.53	9.7	179	2,157.47	2,290.00	1,710.00	781,443,738.00
522	507	495	497	Mtwara	Tandahimba	Mamkwe Amcos Ltd	140,234	140,234	-	48.82	9.4	169	2,102.73	2,400.00	1,700.00	297,099,445.00
523	678	653	663	Mtwara	Tandahimba	Mapili Amcos Ltd	34,113	34,113	-	50.25	8.4	175	2,312.50	2,325.00	2,300.00	78,813,975.00
524	547	547	549	Mtwara	Tandahimba	Matawi Amcos Ltd	102,242	96,040	6,202.00	49.14	9.5	165	2,162.50	2,255.00	2,050.00	207,300,860.00
525	548	535	542	Mtwara	Tandahimba	Matende Amcos Ltd	101,280	101,280	-	49.49	8.8	182	2,207.86	2,325.00	2,125.00	224,670,025.00
526	11	9	9	Mtwara	Tandahimba	Matogoro Amcos Ltd	1,103,862	1,103,862	-	49.63	9.7	163	2,176.24	2,445.00	1,700.00	2,405,964,084.00
527	265	262	275	Mtwara	Tandahimba	Matokeo Amcos Ltd	346,587	333,333	13,254.00	49.06	9.7	160	2,097.06	2,290.00	1,455.00	688,518,270.00
528	509	497	500	Mtwara	Tandahimba	Mbalala Amcos Ltd	136,704	136,704	-	48.88	9.5	162	2,113.88	2,290.00	1,710.00	293,710,750.00
529	543	539	539	Mtwara	Tandahimba	Mdenga Amcos Ltd	105,875	105,875	-	49.67	9.7	162	2,118.33	2,290.00	1,670.00	226,456,330.00
530	556	542	547	Mtwara	Tandahimba	Mfyatula Amcos Ltd	98,394	98,394	-	48.83	9.7	156	2,176.67	2,290.00	2,100.00	214,768,830.00
531	437	424	419	Mtwara	Tandahimba	Michenjele Amcos	196,538	196,538	-	49.49	9.4	184	2,265.56	2,445.00	2,050.00	441,699,375.00
532	516	510	514	Mtwara	Tandahimba	Michinji Amcos Ltd	125,331	124,365	966.00	48.38	9.3	167	2,021.88	2,265.00	1,500.00	267,251,240.00
533	454	445	443	Mtwara	Tandahimba	Mihambwe Amcos Ltd	180,272	180,272	-	49.36	9.6	182	2,153.18	2,445.00	1,700.00	386,228,715.00
534	307	297	282	Mtwara	Tandahimba	Mikocheeni Amcos Ltd	309,596	307,836	1,760.00	49.19	8.9	191	2,133.47	2,445.00	1,500.00	680,573,942.00
535	435	420	423	Mtwara	Tandahimba	Mikunda Amcos Ltd	199,451	199,451	-	49.60	9.1	173	2,171.10	2,371.00	1,700.00	433,116,556.00
536	438	425	422	Mtwara	Tandahimba	Milidu Amcos Ltd	196,508	196,508	-	49.92	9.3	166	2,213.17	2,400.00	2,050.00	434,723,838.00
537	719	688	707	Mtwara	Tandahimba	Milongodi Amcos Ltd	19,910	19,910	-	49.00	10.0	163	2,250.00	2,250.00	2,250.00	44,797,500.00
538	392	387	375	Mtwara	Tandahimba	Milongodi Amcos Ltd	242,479	233,650	8,829.00	49.27	9.9	161	2,118.73	2,290.00	1,500.00	518,668,780.00
539	355	368	360	Mtwara	Tandahimba	Mimwecha Amcos Ltd	266,216	249,913	16,303.00	48.69	9.3	177	2,017.25	2,400.00	1,455.00	555,330,400.00
540	471	470	483	Mtwara	Tandahimba	Mitene Amcos Ltd	164,711	154,558	10,153.00	49.45	9.8	163	2,062.10	2,290.00	1,500.00	318,774,840.00
541	482	471	470	Mtwara	Tandahimba	Mitondi A Amcos Ltd	154,243	154,243	-	48.88	9.2	161	2,178.75	2,290.00	2,050.00	337,254,830.00
542	628	611	610	Mtwara	Tandahimba	Mitondi A Amcos Ltd	59,989	59,989	-	50.33	9.8	162	2,253.67	2,371.00	2,130.00	134,478,777.00
543	72	66	71	Mtwara	Tandahimba	Mitondi B Amcos Ltd	660,505	660,505	-	49.39	9.2	164	2,122.78	2,400.00	1,670.00	1,396,805,395.00
544	486	475	496	Mtwara	Tandahimba	Mitumbati Amcos Ltd	151,459	151,459	-	49.75	9.2	175	2,181.00	2,266.00	2,100.00	301,709,430.00
545	216	209	200	Mtwara	Tandahimba	Miule Amcos Ltd	402,957	402,957	-	49.55	9.6	162	2,168.00	2,300.00	1,700.00	880,465,725.00
546	431	431	447	Mtwara	Tandahimba	Miuta Amcos Ltd	200,615	193,009	7,606.00	48.29	9.5	176	1,971.00	2,296.00	1,455.00	377,440,499.00
547	250	259	239	Mtwara	Tandahimba	Mivanga Amcos Ltd	358,675	336,830	21,845.00	48.79	9.4	159	2,165.37	2,290.00	1,500.00	774,311,100.00
548	312	314	306	Mtwara	Tandahimba	Mji Mpya Amcos Ltd	303,982	291,914	12,068.00	49.13	9.6	160	2,079.47	2,296.00	1,455.00	638,920,367.00
549	446	434	421	Mtwara	Tandahimba	Mkaha Amcos Ltd	190,858	190,858	-	49.95	8.7	188	2,273.27	2,445.00	2,110.00	435,326,440.00
550	430	436	434	Mtwara	Tandahimba	Mkola Amcos Ltd	202,893	187,309	15,584.00	48.40	9.4	172	2,067.47	2,296.00	1,455.00	411,287,620.00
551	321	310	301	Mtwara	Tandahimba	Mkoloma Amcos Ltd	296,487	296,487	-	49.82	9.5	177	2,184.41	2,300.00	2,050.00	650,113,400.00
552	311	300	291	Mtwara	Tandahimba	Mkoreha Amcos Ltd	305,604	305,604	-	49.47	9.0	179	2,163.07	2,400.00	1,700.00	669,784,365.00
553	351	352	341	Mtwara	Tandahimba	Mkundi Amcos Ltd	270,097	261,695	8,402.00	48.88	8.6	185	2,094.18	2,445.00	1,500.00	584,212,780.00
554	522	517	523	Mtwara	Tandahimba	Mkusachi Amcos Ltd	119,684	119,684	-	49.43	9.9	158	2,168.57	2,275.00	2,100.00	259,076,460.00
555	59	55	48	Mtwara	Tandahimba	Mlimani Amcos Ltd	713,778	712,574	1,204.00	49.41	9.5	164	2,156.29	2,371.00	1,500.00	1,552,073,227.00
556	386	393	398	Mtwara	Tandahimba	Mmalala Amcos Ltd	245,949	225,724	20,225.00	49.15	9.6	174	2,103.33	2,325.00	1,500.00	475,229,150.00
557	382	378	379	Mtwara	Tandahimba	Mmeda Amcos Ltd	250,766	244,102	6,664.00	48.07	9.4	163	1,953.71	2,271.00	1,455.00	508,490,095.00
558	666	643	666	Mtwara	Tandahimba	Mmeda Amcos	37,492	37,492	-	48.00	10.0	160	1,987.50	2,265.00	1,710.00	75,261,270.00
559	253	248	240	Mtwara	Tandahimba	Mmwindi Amcos Ltd	357,446	355,048	2,398.00	49.35	9.6	168	2,042.65	2,290.00	1,455.00	769,944,530.00
560	442	432	440	Mtwara	Tandahimba	Mnadi Amcos Ltd	192,787	192,787	-	49.08	9.3	183	2,070.92	2,275.00	1,670.00	398,590,736.00
561	538	527	531	Mtwara	Tandahimba	Mnaida Getini Amcos Ltd	109,489	109,489	-	49.00	9.1	166	2,129.38	2,290.00	1,700.00	236,587,710.00
562	567	555	557	Mtwara	Tandahimba	Mnalugha Amcos Ltd	91,621	91,621	-	50.00	9.3	166	2,187.14	2,300.00	2,050.00	201,036,315.00
563	736	702	721	Mtwara	Tandahimba	Mnatambe Amcos Ltd	15,606	15,606	-	51.00	9.0	169	2,371.00	2,371.00	2,371.00	37,001,826.00
564	520	513	515	Mtwara	Tandahimba	Mndumbwe Amcos Ltd	122,687	122,687	-	48.71	9.4	167	2,166.43	2,275.00	2,050.00	266,470,420.00
565	721	690	706	Mtwara	Tandahimba	Moneka Amcos Ltd	19,830	19,830	-	50.00	7.9	172	2,260.00	2,260.00	2,260.00	44,815,800.00
566	444	440	427	Mtwara	Tandahimba	Mpikula Amcos Ltd	192,307	184,485	7,822.00	49.58	9.4	180	2,165.67	2,371.00	1,500.00	422,285,363.00
567	300	288	280	Mtwara	Tandahimba	Mshikamano Amcos Ltd	312,829	312,829	-	49.65	9.3	171	2,170.71	2,371.00	1,700.00	682,967,887.00
568	593	577	587	Mtwara	Tandahimba	Mtandavala Amcos Ltd	76,087	76,087	-	49.00	9.3	161	2,110.83	2,290.00	1,700.00	160,323,460.00
569	525	521	524	Mtwara	Tandahimba	Mtegu Amcos Ltd	118,674	113,637	5,037.00	48.73	9.6	160	2,126.91	2,400.00	1,455.00	257,947,110.00
570	433	418	432	Mtwara	Tandahimba	Mtenda Amcos Ltd	200,162	200,162	-	48.91	9.7	161	2,083.73	2,290.00	1,700.00	415,400,739.00
571	613	595	636	Mtwara	Tandahimba	Mting'inda Amcos Ltd	65,824	65,824	-	48.80	9.8	165	2,062.75	2,271.00	1,700.00	107,466,085.00
572	199	191	190	Mtwara	Tandahimba	Muide Amcos Ltd	429,427	429,427	-	49.88	9.5	163	2,182.65	2,290.00	2,100.00	918,839,890.00
573	398	384	392	Mtwara	Tandahimba	Mundamkulu Amcos Ltd	235,579	235,579	-	49.00	9.4	169	2,123.92	2,290.00	1,700.00	485,058,407.00
574	746	714	735	Mtwara	Tandahimba	Muongozo Amcos Ltd	12,900	12,900	-	48.00	8.9	181	2,250.00	2,250.00	2,250.00	29,025,000.00
575	560	548	545	Mtwara	Tandahimba	Muongano Mnyama Amcos Ltd	95,980	95,980	-	49.80	8.8	174	2,272.00	2,300.00	2,250.00	217,959,800.00
576	476	466	489	Mtwara	Tandahimba	Muongano Mnyawa Amcos Ltd	159,919	158,712	1,207.00	48.18	9.4	171	1,913.27	2,196.00	1,500.00	314,579,072.00
577	539	528	541	Mtwara	Tandahimba	Muongano Mtoni Amcos Ltd	109,372	109,135	237.00	48.44	9.3	170	1,999.00	2,290.00	1,500.00	225,337,517.00
578	381	367	363	Mtwara	Tandahimba	Muongano Mwangaza Amcos Ltd	251,030	251,030	-	49.33	9.3	174	2,171.65	2,371.00	1,700.00	550,116,251.00
579	284	287	298	Mtwara	Tandahimba	Mwenge Amcos Ltd	327,247	312,941	14,306.00	48.90	9.4	174	2,072.05	2,371.00	1,455.00	656,176,556.00
580	673	649	665	Mtwara	Tandahimba	Mwongozo Amcos Ltd	35,642	35,642	-	49.00	9.2	175	2,115.00	2,130.00	2,100.00	75,303,930.00
581	276	265	268	Mtwara	Tandahimba	Mzalendo Amcos Ltd	334,629	331,570	3,059.00	49.00	9.6	163	2,064.74	2,290.00	1,500.00	712,216,405.00
582	686	660	671	Mtwara	Tandahimba	Mzalendo Amcos Ltd	31,585	31,585	-	49.00	9.7	174	2,258.50	2,266.00	2,251.00	71,397,685.00
583	132	149	124	Mtwara	Tandahimba	Nachipe Amcos	526,687	491,647	35,040.00	49.54	9.3	175	2,148.11	2,445.00	1,500.00	1,132,759,780.00
584	162	155	152	Mtwara	Tandahimba	Nachunyu Amcos Ltd	484,708	483,828	880.00	49.08	9.5	172	2,076.00	2,290.00	1,455.00	1,029,586,445.00
585	296	283	297	Mtwara	Tandahimba	Nadoso Amcos Ltd	316,667	316,667	-	48.94	9.4	179	2,082.56	2,300.00	1,670.00	661,140,320.00

586	653	634	647	Mtwara	Tandahimba	Nakayaka Amcos Ltd	43,039	43,039	-	49.00	9.6	158	2,221.67	2,290.00	2,110.00	95,992,755.00
587	399	388	394	Mtwara	Tandahimba	Namahonga Amcos Ltd	232,268	232,268	-	49.07	9.3	175	2,148.46	2,300.00	1,700.00	480,274,240.00
588	21	21	18	Mtwara	Tandahimba	Nambahu Amcos Ltd	981,359	976,262	5,097.00	48.77	9.5	164	2,078.36	2,300.00	1,500.00	2,074,288,922.00
589	222	214	255	Mtwara	Tandahimba	Namikupa Amcos Ltd	396,556	396,556	-	49.62	9.2	174	2,178.15	2,445.00	1,710.00	732,814,490.00
590	424	429	420	Mtwara	Tandahimba	Namindondi Amcos Ltd	206,559	194,277	12,282.00	47.85	9.7	162	2,047.54	2,290.00	1,455.00	436,504,480.00
591	328	323	311	Mtwara	Tandahimba	Namkomolela Amcos Ltd	290,551	283,495	7,056.00	49.00	9.6	175	2,098.88	2,290.00	1,500.00	632,951,350.00
592	184	187	170	Mtwara	Tandahimba	Namunda Amcos Ltd	442,743	434,743	8,000.00	49.16	9.5	167	2,176.38	2,325.00	1,500.00	973,400,351.00
593	383	369	374	Mtwara	Tandahimba	Nangoti Amcos Ltd	249,620	249,620	-	49.60	9.6	157	2,131.50	2,290.00	1,700.00	524,836,029.00
594	106	98	103	Mtwara	Tandahimba	Nanyanga Amcos Ltd	576,879	576,879	-	49.36	9.7	162	2,176.00	2,371.00	1,700.00	1,215,061,111.00
595	464	472	468	Mtwara	Tandahimba	Ndonangu Amcos Ltd	169,565	152,651	16,914.00	47.64	9.6	164	1,961.55	2,296.00	1,455.00	342,866,122.00
596	637	618	626	Mtwara	Tandahimba	Ngonda Amcos Ltd	55,172	54,931	241.00	48.40	8.7	187	1,976.00	2,250.00	1,500.00	117,179,820.00
597	483	479	474	Mtwara	Tandahimba	Pachani Amcos Ltd	152,877	150,399	2,478.00	48.90	9.0	179	2,074.20	2,300.00	1,500.00	329,114,570.00
598	517	508	519	Mtwara	Tandahimba	Panema Amcos Ltd	125,031	125,031	-	48.50	9.3	176	2,083.75	2,290.00	1,700.00	260,582,040.00
599	514	505	508	Mtwara	Tandahimba	Shangani Amcos Ltd	128,565	128,565	-	49.30	9.7	169	2,157.60	2,300.00	1,700.00	278,952,306.00
600	592	576	584	Mtwara	Tandahimba	Shirikishi Jangwani Amcos Ltd	77,191	76,871	320.00	49.00	8.7	180	1,962.00	2,260.00	1,455.00	161,590,950.00
601	515	507	510	Mtwara	Tandahimba	Shunico Amcos Ltd	126,316	126,316	-	49.00	9.0	183	2,187.13	2,271.00	2,050.00	276,126,258.00
602	712	680	729	Mtwara	Tandahimba	Shuniko Amcos Ltd	21,031	21,031	-	48.00	9.7	178	1,670.00	1,670.00	1,670.00	35,121,770.00
603	267	254	247	Mtwara	Tandahimba	Sokoine Amcos Ltd	342,751	342,751	-	49.12	9.6	164	2,188.12	2,300.00	2,100.00	748,726,010.00
604	28	27	23	Mtwara	Tandahimba	Tandahimba Amcos	890,228	890,228	-	49.38	9.8	164	2,165.30	2,296.00	1,670.00	1,933,206,885.00
605	368	356	353	Mtwara	Tandahimba	Teule Amcos Ltd	259,902	259,742	160.00	49.00	9.2	166	2,154.56	2,296.00	1,455.00	568,610,008.00
606	675	651	661	Mtwara	Tandahimba	Tukulu Amcos Ltd	35,062	35,062	-	49.00	9.8	162	2,252.50	2,255.00	2,250.00	78,964,760.00
607	366	354	351	Mtwara	Tandahimba	Tukuru Amcos Ltd	260,102	260,102	-	49.14	9.7	163	2,203.21	2,290.00	2,100.00	573,499,495.00
608	397	382	381	Mtwara	Tandahimba	Tulinge Likolombe Amcos Ltd	239,259	237,030	2,229.00	49.12	8.9	174	2,079.94	2,271.00	1,500.00	507,883,267.00
609	498	486	475	Mtwara	Tandahimba	Tumaini Amcos Ltd	144,461	144,461	-	50.24	9.3	193	2,253.57	2,445.00	2,100.00	328,965,275.00
610	325	317	307	Mtwara	Tandahimba	Tunalola Amcos Ltd	292,212	288,446	3,766.00	49.42	8.9	182	2,096.11	2,275.00	1,455.00	638,052,744.00
611	235	233	217	Mtwara	Tandahimba	Turinge Mdimba Amcos Ltd	384,775	374,738	10,037.00	49.23	9.6	165	2,107.64	2,296.00	1,500.00	840,953,540.00
612	242	231	222	Mtwara	Tandahimba	Uhuru Majengo Amcos Ltd	377,109	377,109	-	49.52	9.4	175	2,180.85	2,290.00	1,700.00	808,902,066.00
613	379	385	370	Mtwara	Tandahimba	Ukombozi Mweru Amcos Ltd	253,181	234,403	18,778.00	48.19	9.5	165	2,039.75	2,290.00	1,500.00	532,025,234.00
614	491	481	480	Mtwara	Tandahimba	Umoja Huruma Amcos Ltd	148,443	148,443	-	49.38	9.2	172	2,136.88	2,290.00	1,710.00	323,151,040.00
615	320	309	322	Mtwara	Tandahimba	Upendo Amcos Ltd	296,633	296,633	-	49.56	9.4	172	2,157.73	2,290.00	1,700.00	618,039,275.00
616	752	718	744	Mtwara	Tandahimba	Wakulima Amcos Ltd	12,068	12,068	-	51.00	8.9	173	2,265.00	2,265.00	2,265.00	27,334,020.00
617	493	483	484	Mtwara	Tandahimba	Zodiac Amcos Ltd	147,425	147,425	-	48.78	8.8	176	2,129.11	2,267.00	1,670.00	317,540,445.00
618	787	755	787	Pwani	Kibaha	Fukayosi Amcos Ltd	3,172	3,172	-	50.80	5.5	191	2,043.00	2,043.00	2,043.00	6,480,396.00
619	769	784	770	Pwani	Kibaha	Kingema Amcos Ltd	8,171	-	8,171.00	47.26	5.4	159	1,700.00	1,700.00	1,700.00	13,890,700.00
620	773	758	771	Pwani	Kibaha	Kongowe Amcos Ltd	7,252	1,673	5,579.00	47.14	6.2	162	1,830.04	2,055.11	1,700.00	13,060,504.03
621	751	717	748	Pwani	Kibaha	Kwala Amcos Ltd	12,253	12,253	-	49.02	5.4	167	2,043.00	2,043.00	2,043.00	25,032,879.00
622	791	759	791	Pwani	Kibaha	Mahonda Amcos Ltd	937	937	-	51.24	5.5	155	1,821.50	2,043.00	1,600.00	1,802,655.00
623	782	791	785	Pwani	Kibaha	Maneromango Amcos Ltd	5,167	-	5,167.00	45.85	6.3	170	1,350.00	1,350.00	1,350.00	6,975,450.00
624	790	757	790	Pwani	Kibaha	Miono Amcos Ltd	1,952	1,952	-	50.34	6.7	188	1,350.00	1,350.00	1,350.00	2,635,200.00
625	727	725	732	Pwani	Kibaha	Misugusugu Amcos Ltd	18,042	11,258	6,784.00	48.85	6.6	174	1,863.59	2,055.11	1,600.00	33,738,799.02
626	778	748	775	Pwani	Kibaha	Mkombazi Amcos Ltd	6,102	5,061	1,041.00	50.19	6.5	181	1,813.53	2,045.29	1,350.00	11,755,540.05
627	777	789	776	Pwani	Kibaha	Msangatali Amcos Ltd	6,230	-	6,230.00	46.82	5.6	188	1,735.00	1,735.00	1,735.00	10,809,050.00
628	732	752	739	Pwani	Kibaha	Mwendapole Amcos Ltd	16,946	4,030	12,915.90	46.27	6.6	177	1,709.39	2,055.11	1,350.00	28,624,515.93
629	704	739	708	Pwani	Kibaha	Mzenga Amcos Ltd	24,645	8,605	16,039.90	47.75	6.0	186	1,831.34	2,043.00	1,673.10	44,553,138.15
630	758	780	763	Pwani	Kibaha	Soga Amcos Ltd	11,207	-	11,207.00	45.58	5.6	183	1,750.00	1,750.00	1,750.00	19,612,250.00
631	783	749	780	Pwani	Kibaha	Visiga Amcos Ltd	4,780	4,780	-	48.22	6.3	175	1,821.50	2,043.00	1,600.00	8,872,895.00
632	71	131	91	Pwani	Kibiti	Bungu Amcos Ltd	663,570	520,173	143,397.00	48.10	8.3	177	1,861.71	2,057.00	1,320.00	1,273,714,175.00
633	779	790	784	Pwani	Kibiti	Bupu Amcos Ltd	6,070	-	6,070.00	46.20	9.0	162	1,250.00	1,250.00	1,250.00	7,587,500.00
634	9	20	15	Pwani	Kibiti	Chapakazi Amcos Ltd	1,111,733	989,740	121,993.00	49.11	8.9	180	1,957.79	2,057.00	1,320.00	2,180,815,103.00
635	413	427	426	Pwani	Kibiti	Hanga Amcos Ltd	214,962	194,768	20,194.50	48.82	9.2	174	1,973.71	2,057.00	1,720.00	425,599,333.00
636	731	776	758	Pwani	Kibiti	Ichunguro Amcos Ltd	16,953	-	16,952.50	45.76	9.0	161	1,250.00	1,250.00	1,250.00	21,190,625.00
637	636	637	628	Pwani	Kibiti	Imara Amcos Ltd	55,531	42,111	13,419.50	48.34	9.4	171	1,981.50	2,056.00	1,720.00	112,085,471.00
638	384	512	411	Pwani	Kibiti	Jaribu Mpakani Amcos Ltd	248,630	123,047	125,583.00	46.93	9.5	170	1,822.63	2,057.00	1,250.00	451,796,685.50
639	487	561	509	Pwani	Kibiti	Jikomboe Amcos Ltd	151,253	88,619	62,634.50	47.71	9.1	174	1,850.13	2,057.00	1,250.00	278,265,129.00
640	202	381	223	Pwani	Kibiti	Jitamboe Amcos Ltd	426,596	239,973	186,623.00	47.83	8.7	176	1,889.08	2,057.00	1,350.00	803,976,729.50
641	648	645	650	Pwani	Kibiti	Jitegemee Amcos Ltd	47,196	37,078	10,118.00	48.91	9.5	169	1,922.60	2,054.00	1,601.00	90,737,461.50
642	667	676	687	Pwani	Kibiti	Jitegemee Kikundi Amcos Ltd	37,060	23,182	13,878.00	47.23	9.0	162	1,615.00	1,905.00	1,250.00	62,010,330.00
643	494	525	506	Pwani	Kibiti	Juhudi Amcos Ltd	147,252	110,778	36,473.50	48.39	9.5	171	1,923.94	2,057.00	1,350.00	286,097,690.00
644	478	514	491	Pwani	Kibiti	Kazi Amcos Ltd	157,917	122,316	35,601.00	48.68	9.5	169	1,932.16	2,057.00	1,350.00	310,874,416.00
645	285	404	323	Pwani	Kibiti	Kibaoni Amcos Ltd	325,101	213,673	111,428.00	48.75	8.4	179	1,888.61	2,057.00	1,320.00	616,738,922.00
646	41	65	52	Pwani	Kibiti	Kibiti Amcos Ltd	775,802	667,916	107,886.00	48.67	9.4	175	1,964.67	2,060.00	1,350.00	1,526,042,105.00
647	620	601	618	Pwani	Kibiti	Kikale Amcos Ltd	62,918	62,918	-	50.08	9.8	173	2,015.17	2,060.00	1,951.00	126,949,025.00
648	664	698	680	Pwani	Kibiti	Kilimahewa Kaskazini Amcos Ltd	38,498	17,157	21,341.00	47.20	8.4	162	1,660.40	2,057.00	1,320.00	64,986,841.00
649	766	783	773	Pwani	Kibiti	Kilimani Ngorongo Amcos Ltd	8,873	-	8,872.50	45.36	9.5	166	1,300.00	1,350.00	1,250.00	11,874,225.00
650	43	80	58	Pwani	Kibiti	Kilimokwanza Amcos Ltd	767,891	619,371	148,520.00	49.34	8.5	180	1,904.33	2,057.00	1,320.00	1,467,154,628.00

651	606	732	632	Pwani	Kibiti	Kimanzichana Kaskazini Amcos Ltd	69,206	10,000	59,206.00	46.83	9.4	161	1,581.50	2,057.00	1,250.00	110,655,385.00
652	724	750	736	Pwani	Kibiti	Kimanzichana Kusini Amcos	18,724	4,626	14,098.00	46.97	8.6	165	1,631.25	1,900.00	1,320.00	28,893,935.00
653	630	633	637	Pwani	Kibiti	Kingoma Amcos Ltd	58,673	45,144	13,529.00	47.97	9.4	165	1,803.00	2,057.00	1,350.00	106,812,109.00
654	789	792	789	Pwani	Kibiti	Kipo Amcos Ltd	2,873	-	2,873.00	45.10	9.0	163	1,250.00	1,250.00	1,250.00	3,591,250.00
655	599	605	603	Pwani	Kibiti	Mahege Amcos Ltd	73,230	61,088	12,142.00	49.00	9.3	172	1,934.38	2,056.00	1,601.00	143,721,535.00
656	178	263	202	Pwani	Kibiti	Mchukwi Amcos Ltd	452,416	333,248	119,168.00	48.36	9.1	171	1,934.27	2,057.00	1,320.00	879,752,761.00
657	401	456	413	Pwani	Kibiti	Mjawa Amcos Ltd	229,920	165,569	64,351.00	47.89	9.8	174	1,929.69	2,057.00	1,250.00	447,889,758.50
658	256	246	262	Pwani	Kibiti	Mkombozi Amcos Ltd	355,843	355,843	-	51.05	9.4	183	2,010.93	2,060.00	1,950.00	717,541,736.00
659	702	736	725	Pwani	Kibiti	Mkuranga Amcos Ltd	25,018	9,851	15,167.00	46.09	9.2	162	1,380.00	1,600.00	1,250.00	35,777,580.00
660	555	597	564	Pwani	Kibiti	Mlanzi Amcos Ltd	99,330	65,326	34,003.50	47.98	8.4	181	1,827.09	2,056.00	1,350.00	187,157,059.00
661	703	744	703	Pwani	Kibiti	Mshikamano Amcos Ltd	24,748	7,638	17,110.00	46.76	9.4	172	1,765.25	2,056.00	1,320.00	47,167,318.00
662	649	675	659	Pwani	Kibiti	Mtongani Amcos Ltd	46,323	24,087	22,236.00	47.37	7.6	161	1,795.75	2,057.00	1,320.00	80,134,690.00
663	663	670	662	Pwani	Kibiti	Mwambao Amcos Ltd	39,195	29,096	10,099.00	48.22	9.5	165	1,920.40	2,057.00	1,450.00	78,918,957.50
664	776	788	777	Pwani	Kibiti	Mwamko Amcos Ltd	6,333	-	6,333.00	44.20	7.6	162	1,705.00	1,705.00	1,705.00	10,797,765.00
665	739	742	742	Pwani	Kibiti	Njopeka Amcos Ltd	14,575	7,950	6,624.50	46.77	8.7	153	1,888.50	2,057.00	1,720.00	27,747,290.00
666	650	656	656	Pwani	Kibiti	Nyaimba Amcos Ltd	46,257	33,160	13,096.50	47.82	9.3	158	1,727.00	2,057.00	1,250.00	81,962,890.00
667	775	787	781	Pwani	Kibiti	Nyamato Amcos Ltd	6,386	-	6,386.00	46.70	9.9	169	1,350.00	1,350.00	1,350.00	8,621,100.00
668	651	640	649	Pwani	Kibiti	Nyaminywili Amcos Ltd	45,980	40,290	5,690.00	49.63	9.2	180	1,928.67	2,044.00	1,720.00	91,839,392.00
669	700	719	705	Pwani	Kibiti	Nyanduru Amcos Ltd	26,927	12,035	14,892.50	47.52	9.7	163	1,677.50	1,755.00	1,600.00	45,391,537.50
670	698	672	698	Pwani	Kibiti	Rualuke Amcos Ltd	26,955	26,955	-	48.90	10.0	179	2,003.50	2,005.00	2,003.00	53,992,975.00
671	477	502	492	Pwani	Kibiti	Ruaruke Amcos Ltd	158,159	131,862	26,297.00	48.64	9.4	172	1,936.17	2,055.00	1,600.00	306,469,652.00
672	575	572	595	Pwani	Kibiti	Sangasanga Amcos Ltd	85,717	79,040	6,676.50	48.34	8.5	159	1,765.25	2,057.00	1,250.00	150,409,405.00
673	759	781	769	Pwani	Kibiti	Shungubweni Amcos Ltd	11,033	-	11,033.00	46.40	8.7	166	1,350.00	1,350.00	1,350.00	14,894,550.00
674	456	492	467	Pwani	Kibiti	Tuamke Amcos Ltd	178,758	141,656	37,102.00	48.27	9.3	171	1,915.38	2,056.00	1,250.00	343,001,055.50
675	51	58	63	Pwani	Kibiti	Tunaweza Amcos Ltd	736,119	700,182	35,937.00	49.03	9.4	169	1,953.90	2,057.00	1,450.00	1,437,190,142.00
676	765	734	760	Pwani	Kibiti	Tunduni Amcos Ltd	9,949	9,949	-	48.09	7.0	165	2,057.00	2,057.00	2,057.00	20,465,093.00
677	725	775	740	Pwani	Kibiti	Ukomboni Amcos Ltd	18,579	-	18,578.50	45.73	9.6	163	1,596.67	1,720.00	1,350.00	28,593,570.00
678	771	785	778	Pwani	Mkuranga	Binga Amcos Ltd	7,862	-	7,862.00	44.85	7.6	166	1,350.00	1,350.00	1,350.00	10,613,700.00
679	661	743	684	Pwani	Mkuranga	Bupu Amcos Ltd	39,852	7,889	31,962.50	45.53	7.1	167	1,667.50	2,020.00	1,250.00	63,354,630.00
680	742	777	753	Pwani	Mkuranga	Dondo Amcos Ltd	14,157	-	14,156.50	44.40	7.9	162	1,525.00	1,700.00	1,350.00	22,181,125.00
681	551	762	581	Pwani	Mkuranga	Ichunguro Amcos Ltd	100,963	-	100,963.00	45.05	8.9	170	1,658.22	1,755.00	1,350.00	167,251,493.72
682	676	770	694	Pwani	Mkuranga	Jitegeme Kikundi Amcos Ltd	34,924	-	34,924.00	44.65	8.7	171	1,700.48	1,700.96	1,700.00	59,388,953.12
683	583	636	598	Pwani	Mkuranga	Kerekese Rural Cooperative Pr. Society	81,786	42,145	39,641.00	47.14	7.7	168	1,827.64	2,054.00	1,350.00	149,759,685.50
684	574	574	573	Pwani	Mkuranga	Kifumangao Amcos Ltd	88,219	78,107	10,112.50	48.85	7.9	164	1,964.00	2,055.00	1,350.00	172,372,012.00
685	750	779	759	Pwani	Mkuranga	Kilimahewa Kaskazini Amcos Ltd	12,361	-	12,360.50	45.55	6.8	161	1,700.00	1,700.00	1,350.00	21,012,850.00
686	595	764	622	Pwani	Mkuranga	Kilimahewa Kusini Amcos Ltd	74,567	-	74,567.00	45.31	7.7	165	1,646.33	1,753.00	1,350.00	122,002,513.00
687	588	763	614	Pwani	Mkuranga	Kimanzichana Kaskazini Amcos Ltd	78,804	-	78,803.50	44.81	8.8	175	1,653.57	1,700.00	1,600.00	130,672,575.00
688	605	765	625	Pwani	Mkuranga	Kimanzichana Kusini Amcos	69,419	-	69,418.50	45.06	8.4	168	1,689.29	1,700.00	1,675.00	117,275,687.50
689	619	692	631	Pwani	Mkuranga	Kingoma Amcos Ltd	63,645	18,809	44,836.50	46.08	7.4	177	1,754.86	2,055.00	1,600.00	111,638,211.50
690	706	773	718	Pwani	Mkuranga	Kitomondo Amcos Ltd	22,429	-	22,428.50	44.80	8.9	167	1,700.32	1,700.96	1,700.00	38,135,969.20
691	708	774	717	Pwani	Mkuranga	Kizapala Amcos Ltd	22,096	-	22,095.50	44.57	7.2	171	1,733.33	1,750.00	1,700.00	38,169,775.00
692	531	627	551	Pwani	Mkuranga	Lukanga Ward Amcos Ltd	114,536	50,870	63,665.50	46.17	8.2	166	1,777.00	2,054.00	1,350.00	205,360,364.50
693	643	625	646	Pwani	Mkuranga	Makumbea Amcos Ltd	51,601	51,601	-	48.42	6.8	167	1,962.50	2,054.00	1,600.00	98,578,783.00
694	576	602	591	Pwani	Mkuranga	Mdimini Amcos Ltd	85,427	62,344	23,083.00	47.81	6.9	162	1,859.00	2,055.00	1,250.00	158,018,873.00
695	524	541	533	Pwani	Mkuranga	Misasa Amcos Ltd	119,029	99,035	19,994.50	48.08	7.3	166	1,981.31	2,055.00	1,650.00	235,283,579.50
696	748	778	757	Pwani	Mkuranga	Mkenge Amcos Ltd	12,620	-	12,620.00	45.13	9.0	163	1,700.00	1,700.00	1,700.00	21,454,000.00
697	607	713	627	Pwani	Mkuranga	Mkiu Amcos Ltd	68,784	13,116	55,668.50	45.85	8.3	169	1,661.83	2,020.00	1,350.00	116,721,122.56
698	499	612	517	Pwani	Mkuranga	Mkuranga Amcos Ltd	144,366	58,720	85,646.50	47.18	7.2	173	1,812.93	2,055.00	1,250.00	262,464,374.50
699	662	767	679	Pwani	Mkuranga	Msorwa Amcos Ltd	39,283	-	39,283.00	45.05	7.8	169	1,641.67	1,750.00	1,250.00	65,380,100.00
700	715	731	720	Pwani	Mkuranga	Mtongani Amcos Ltd	20,018	10,004	10,014.00	46.50	7.7	166	1,871.50	2,043.00	1,700.00	37,460,950.50
701	528	735	560	Pwani	Mkuranga	Muungano Farmers-Mwarusembe	116,866	9,913	106,953.00	45.35	8.0	160	1,662.23	2,055.00	1,350.00	194,358,177.00
702	557	543	561	Pwani	Mkuranga	Mwambao Amcos Ltd	98,203	98,203	-	48.68	8.1	167	1,972.44	2,054.00	1,600.00	192,577,160.50
703	629	766	643	Pwani	Mkuranga	Mwamko Amcos Ltd	59,921	-	59,921.00	45.81	7.1	181	1,690.00	1,700.00	1,675.00	101,367,325.00
704	696	772	702	Pwani	Mkuranga	Njia Nne Amcos Ltd	27,595	-	27,594.50	45.03	7.5	167	1,725.00	1,750.00	1,700.00	47,577,750.00
705	672	769	691	Pwani	Mkuranga	Njopeka Amcos Ltd	36,030	-	36,030.00	45.06	8.2	172	1,680.38	1,700.96	1,600.00	60,374,635.44
706	562	710	583	Pwani	Mkuranga	Nyaimba Amcos Ltd	93,616	13,751	79,865.50	45.98	7.8	168	1,741.81	2,054.00	1,600.00	161,639,811.36
707	680	771	695	Pwani	Mkuranga	Nyamato Amcos Ltd	33,857	-	33,857.00	46.30	8.5	177	1,693.75	1,700.00	1,675.00	57,369,175.00
708	668	695	681	Pwani	Mkuranga	Nyamihimbo Amcos Ltd	36,958	17,646	19,312.00	46.83	8.1	161	1,781.25	2,055.00	1,350.00	64,502,330.00
709	579	589	580	Pwani	Mkuranga	Sangalani Amcos Ltd	84,604	69,629	14,974.50	48.18	7.4	159	2,001.88	2,055.00	1,700.00	167,847,991.50
710	772	786	772	Pwani	Mkuranga	Sangasanga Amcos Ltd	7,572	-	7,571.50	47.00	7.2	166	1,700.00	1,700.00	1,700.00	12,871,550.00

711	764	782	767	Pwani	Mkuranga	Tumaini Amcos Ltd	9,964	-	9,964.00	45.80	8.7	163	1,566.67	1,750.00	1,250.00	16,076,725.00
712	578	648	597	Pwani	Mkuranga	Tunduni Amcos Ltd	84,887	35,973	48,914.00	47.26	7.9	161	1,817.75	2,055.00	1,250.00	150,322,358.00
713	665	760	682	Pwani	Mkuranga	Ukombozi Amcos Ltd	38,054	915	37,138.50	45.96	8.3	173	1,744.00	2,045.00	1,600.00	63,877,575.00
714	670	768	692	Pwani	Mkuranga	Umoja Ni Nguvu Amcos Ltd	36,373	-	36,373.00	46.02	8.1	160	1,620.00	1,750.00	1,250.00	59,832,475.00
715	497	594	511	Pwani	Rufiji	Chumbi Amcos Ltd	145,217	65,879	79,338.50	47.64	6.9	191	1,919.72	2,060.00	1,600.48	275,575,060.56
716	116	241	148	Pwani	Rufiji	Ikwiriri Amcos Ltd	548,269	361,961	186,308.70	47.81	7.2	188	1,863.22	2,060.00	1,340.00	1,039,344,918.75
717	473	477	476	Pwani	Rufiji	Kilimani Amcos Ltd	163,310	150,886	12,424.00	49.15	7.1	189	2,008.92	2,060.00	1,700.00	328,517,531.50
718	652	729	657	Pwani	Rufiji	Kindwitwi Amcos Ltd	44,757	10,487	34,270.50	47.23	6.7	191	1,825.42	2,050.00	1,600.69	81,562,174.29
719	418	446	430	Pwani	Rufiji	Kipo Amcos Ltd	209,756	176,946	32,810.50	49.04	7.1	195	1,940.70	2,057.00	1,600.00	418,864,212.40
720	319	398	344	Pwani	Rufiji	Kitupa Amcos Ltd	297,164	219,970	77,194.50	48.39	7.4	191	1,936.05	2,060.00	1,600.00	582,322,374.23
721	684	681	688	Pwani	Rufiji	Mbwara Amcos Ltd	32,076	20,952	11,124.00	48.87	6.7	193	1,911.33	2,045.00	1,735.00	61,318,312.50
722	96	201	114	Pwani	Rufiji	Mgomba Amcos Ltd	600,909	416,912	183,996.50	48.61	6.8	189	1,922.85	2,060.00	1,340.00	1,172,097,838.50
723	513	564	520	Pwani	Rufiji	Mkongo Amcos Ltd	132,498	82,920	49,577.50	48.36	6.5	194	1,974.67	2,060.00	1,700.00	260,124,094.00
724	535	567	546	Pwani	Rufiji	Muhoro Amcos Ltd	111,714	80,608	31,106.00	48.78	6.8	194	1,942.41	2,060.00	1,700.48	216,544,264.64
725	655	663	660	Pwani	Rufiji	Mwasata Amcos Ltd	41,859	31,047	10,812.00	48.77	6.1	189	1,867.16	2,045.00	1,605.00	79,686,597.40
726	611	622	615	Pwani	Rufiji	Mwaseni Amcos Ltd	66,254	54,232	12,022.00	48.80	6.6	188	1,937.60	2,057.00	1,605.00	129,330,436.00
727	331	329	347	Pwani	Rufiji	Ngorongo Amcos Ltd	287,936	278,399	9,537.00	49.05	7.6	195	2,014.98	2,060.00	1,600.69	581,142,936.59
728	526	519	530	Pwani	Rufiji	Nyaminywili Amcos Ltd	118,517	118,517	-	49.45	6.9	196	1,994.39	2,054.00	1,900.00	237,125,491.30
729	694	669	693	Pwani	Rufiji	Shela Amcos Ltd	29,561	29,561	-	49.14	6.0	193	2,021.50	2,050.00	1,951.00	59,492,217.50
730	529	520	532	Ruvuma	Tunduru	Amani Amcos Ltd	116,657	116,657	-	49.46	7.2	190	2,054.33	2,125.00	1,700.00	236,536,024.00
731	55	52	64	Ruvuma	Tunduru	Asema Amcos Ltd	719,378	719,378	-	49.54	7.5	180	1,985.78	2,160.00	1,700.00	1,437,055,259.00
732	19	18	21	Ruvuma	Tunduru	Chamana Amcos Ltd	1,006,325	1,006,325	-	49.36	7.6	175	1,961.00	2,160.00	1,550.00	1,953,115,726.00
733	16	15	19	Ruvuma	Tunduru	Chichilimbe Amcos Ltd	1,034,382	1,034,382	-	49.47	6.9	178	2,003.80	2,170.00	1,500.00	2,072,660,862.00
734	84	85	94	Ruvuma	Tunduru	Chiliwena Amcos Ltd	618,752	606,752	12,000.00	49.31	7.2	180	2,019.10	2,160.00	1,730.00	1,251,972,038.00
735	134	128	155	Ruvuma	Tunduru	Kidompu Amcos Ltd	523,942	523,942	-	49.16	7.5	189	1,943.66	2,152.00	1,550.00	1,021,566,938.00
736	278	266	304	Ruvuma	Tunduru	Ligunga Amcos Ltd	330,846	330,846	-	48.93	7.4	183	1,938.73	2,120.00	1,730.00	642,388,971.00
737	5	5	6	Ruvuma	Tunduru	Lima Amcos Ltd	1,461,614	1,461,614	-	49.76	7.2	184	1,987.25	2,160.00	1,700.00	2,896,818,436.00
738	760	727	764	Ruvuma	Tunduru	Lina Amcos Ltd	10,774	10,774	-	48.40	7.2	185	1,775.00	1,775.00	1,775.00	19,123,850.00
739	122	116	137	Ruvuma	Tunduru	Litunguru Amcos Ltd	542,541	542,541	-	49.61	7.5	184	2,014.98	2,160.00	1,730.00	1,076,659,569.00
740	377	363	390	Ruvuma	Tunduru	Luwingu Amcos Ltd	253,953	253,953	-	49.08	7.3	181	1,923.18	2,108.00	1,550.00	489,441,523.00
741	580	562	572	Ruvuma	Tunduru	Magazini Amcos Ltd	84,165	84,165	-	49.38	6.2	189	2,098.80	2,121.00	2,055.00	177,291,025.00
742	632	615	642	Ruvuma	Tunduru	Maja Amcos Ltd	56,603	56,603	-	48.83	7.4	188	2,039.20	2,120.00	1,811.00	102,559,960.00
743	225	217	244	Ruvuma	Tunduru	Majimaji Amcos Ltd	391,075	391,075	-	49.03	7.3	183	2,041.73	2,160.00	1,750.00	759,737,015.00
744	340	328	355	Ruvuma	Tunduru	Matitima Amcos Ltd	280,099	280,099	-	49.61	6.7	185	2,018.00	2,150.00	1,550.00	566,702,467.00
745	741	707	749	Ruvuma	Tunduru	Mbangamawe Amcos	14,377	14,377	-	48.30	7.2	193	1,700.00	1,700.00	1,700.00	24,440,900.00
746	452	443	459	Ruvuma	Tunduru	Mjimwema Amcos Ltd	181,531	181,531	-	49.57	7.1	189	1,994.82	2,121.00	1,700.00	357,643,912.00
747	78	75	88	Ruvuma	Tunduru	Mkanai Amcos Ltd	640,126	640,126	-	49.39	6.9	181	2,006.00	2,155.00	1,700.00	1,285,708,452.00
748	82	79	97	Ruvuma	Tunduru	Mlimi Amcos Ltd	629,760	629,760	-	49.80	6.9	193	2,018.69	2,160.00	1,750.00	1,236,896,089.00
749	743	709	752	Ruvuma	Tunduru	Mlingoti Magharibi	13,791	13,791	-	48.10	7.5	178	1,625.00	1,700.00	1,550.00	22,876,050.00
750	31	31	34	Ruvuma	Tunduru	Mlingoti Magharibi Amcos Ltd	874,093	874,093	-	49.35	7.4	179	1,975.49	2,155.00	1,700.00	1,726,588,319.00
751	369	357	372	Ruvuma	Tunduru	Mlingoti Mashariki Amcos Ltd	258,956	258,956	-	50.02	7.6	179	2,056.85	2,152.00	2,005.00	530,836,994.00
752	165	159	179	Ruvuma	Tunduru	Mnachanga Amcos Ltd	477,489	477,489	-	49.21	7.3	193	1,978.11	2,160.00	1,700.00	942,453,443.00
753	335	322	359	Ruvuma	Tunduru	Mnachetu Amcos Ltd	284,465	284,465	-	49.29	7.5	177	1,959.63	2,160.00	1,028.00	555,493,614.00
754	228	220	230	Ruvuma	Tunduru	Mndichana Amcos Ltd	387,313	387,313	-	49.80	6.8	187	2,021.57	2,152.00	1,550.00	788,863,625.00
755	761	728	754	Ruvuma	Tunduru	Mruji	10,513	10,513	-	49.80	7.2	185	2,105.00	2,105.00	2,105.00	22,129,865.00
756	25	24	25	Ruvuma	Tunduru	Mruji Amcos Ltd	943,550	943,550	-	49.38	7.3	188	2,013.95	2,160.00	1,550.00	1,891,598,019.00
757	622	604	613	Ruvuma	Tunduru	Mshikamano Amcos Ltd	61,154	61,154	-	49.87	8.0	183	2,157.50	2,160.00	2,150.00	131,942,610.00
758	690	665	685	Ruvuma	Tunduru	Msisima Amcos Ltd	30,500	30,500	-	49.32	7.1	192	2,052.50	2,055.00	2,050.00	62,577,500.00
759	48	47	54	Ruvuma	Tunduru	Mtetesesi Amcos Ltd	748,245	735,904	12,341.00	49.75	7.4	188	2,012.71	2,160.00	1,730.00	1,511,650,374.00
760	154	147	167	Ruvuma	Tunduru	Mtiti Amcos Ltd	494,892	494,892	-	49.18	7.1	188	1,970.32	2,120.00	1,550.00	977,049,440.00
761	27	26	32	Ruvuma	Tunduru	Mumsasichema Amcos Ltd	895,315	895,315	-	49.29	7.4	177	1,995.29	2,160.00	1,730.00	1,791,920,993.00
762	679	654	678	Ruvuma	Tunduru	Mungaka Amcos Ltd	33,876	33,876	-	48.84	7.3	189	1,959.00	2,121.00	1,700.00	65,910,686.00
763	191	184	208	Ruvuma	Tunduru	Munjapu Amcos Ltd	437,009	437,009	-	49.43	6.6	180	2,010.52	2,160.00	1,740.00	865,507,753.00
764	15	13	17	Ruvuma	Tunduru	Mwambesi Amcos Ltd	1,050,639	1,050,639	-	49.41	7.3	182	1,974.51	2,160.00	1,550.00	2,076,265,764.00
765	130	125	162	Ruvuma	Tunduru	Nakatete Amcos Ltd	528,205	528,205	-	49.54	7.0	184	1,972.82	2,155.00	1,550.00	996,377,022.00

766	103	93	117	Ruvuma	Tunduru	Naluwale Amcos Ltd	583,855	583,855	-	49.45	7.1	178	1,988.08	2,160.00	1,550.00	1,163,457,941.00
767	380	366	386	Ruvuma	Tunduru	Namaka Amcos Ltd	252,151	252,151	-	50.47	8.2	187	1,940.75	2,116.00	1,550.00	493,798,266.00
768	135	130	151	Ruvuma	Tunduru	Namakumba Amcos Ltd	520,431	520,431	-	50.19	5.9	188	1,981.87	2,152.00	1,550.00	1,033,422,089.00
769	1	1	1	Ruvuma	Tunduru	Namitili Amcos Ltd	1,879,635	1,879,635	-	49.50	7.5	191	2,028.12	2,170.00	1,550.00	3,821,865,341.00
770	20	19	20	Ruvuma	Tunduru	Namiungo Amcos Ltd	998,252	998,252	-	49.06	7.3	184	2,016.27	2,170.00	1,700.00	2,016,397,393.00
771	26	25	28	Ruvuma	Tunduru	Namsosa Amcos Ltd	923,540	923,540	-	49.73	7.5	189	2,040.79	2,160.00	1,700.00	1,862,989,605.00
772	747	715	756	Ruvuma	Tunduru	Ndwaka Amcos Ltd	12,885	12,885	-	48.84	7.9	188	1,700.00	1,700.00	1,700.00	21,904,500.00
773	689	664	683	Ruvuma	Tunduru	Nguvu Moja	31,000	31,000	-	48.85	7.5	194	2,056.00	2,056.00	2,056.00	63,736,000.00
774	24	22	24	Ruvuma	Tunduru	Nguvumali Amcos Ltd	968,773	968,773	-	49.14	7.1	190	1,966.52	2,170.00	1,550.00	1,914,158,855.00
775	2	2	4	Ruvuma	Tunduru	Sama Amcos Ltd	1,774,676	1,774,676	-	49.57	7.5	183	1,993.05	2,170.00	1,700.00	3,537,152,498.00
776	573	560	569	Ruvuma	Tunduru	Sasawala Amcos Ltd	88,778	88,778	-	48.62	7.2	192	2,044.17	2,125.00	1,775.00	182,347,550.00
777	681	655	673	Ruvuma	Tunduru	Songambebe	33,604	33,604	-	48.30	7.1	180	2,121.00	2,121.00	2,121.00	71,274,084.00
778	371	359	371	Ruvuma	Tunduru	Tingasam Amcos Ltd	255,847	255,847	-	49.04	6.7	196	2,069.52	2,152.00	1,775.00	530,852,425.00
779	124	117	136	Ruvuma	Tunduru	Umoja Amcos Ltd	536,614	536,614	-	49.47	7.2	187	2,014.82	2,160.00	1,730.00	1,083,222,595.00
780	695	671	696	Ruvuma	Tunduru	Umoja Ni Nguvu Amcos Ltd	29,084	29,084	-	48.71	7.0	189	1,915.50	2,056.00	1,775.00	55,727,262.00
781	571	558	600	Tanga	Tanga CC	Daluni Amcos Ltd	90,119	90,119	-	48.15	9.6	198	1,640.00	1,700.00	1,610.00	147,651,010.00
782	644	626	655	Tanga	Tanga CC	Duga Amcos Ltd	51,218	51,218	-	48.57	8.6	188	1,640.00	1,700.00	1,610.00	84,340,450.00
783	728	696	734	Tanga	Tanga CC	Kilimo Na Masoko Amcos Ltd	17,483	17,483	-	48.35	8.4	179	1,655.00	1,700.00	1,610.00	29,041,960.00
784	627	610	645	Tanga	Tanga CC	Mabokweni Amcos Ltd	60,077	60,077	-	48.25	9.1	172	1,640.00	1,700.00	1,610.00	98,703,430.00
785	455	461	503	Tanga	Tanga CC	Maramba Mapatano Amcos Ltd	179,640	162,735	16,905.00	47.94	8.7	193	1,626.36	1,700.00	1,250.00	289,392,120.00
786	785	753	788	Tanga	Tanga CC	Mbulizaga Amcos Ltd	3,749	3,749	-	48.00	8.4	197	1,700.00	1,700.00	1,700.00	6,373,300.00
787	591	575	617	Tanga	Tanga CC	Mgila Amcos Ltd	77,585	77,585	-	48.57	9.8	195	1,640.00	1,700.00	1,610.00	127,445,260.00
788	609	623	635	Tanga	Tanga CC	Mikocheni Amcos Ltd	67,720	52,857	14,863.00	47.36	9.0	190	1,610.00	1,700.00	1,250.00	108,435,650.00
789	710	679	728	Tanga	Tanga CC	Mkinga Amcos Ltd	21,666	21,666	-	48.00	8.5	176	1,655.00	1,700.00	1,610.00	35,198,790.00
790	780	746	779	Tanga	Tanga CC	Mwiwata Mkata Amcos	5,814	5,814	-	48.50	9.6	187	1,700.00	1,700.00	1,700.00	9,883,800.00
791	608	631	639	Tanga	Tanga CC	Mwanyumba Amcos Ltd	68,710	48,926	19,784.00	47.13	9.1	196	1,520.00	1,700.00	1,250.00	105,317,060.00
792	740	706	750	Tanga	Tanga CC	Ngomeni Amcos Ltd	14,410	14,410	-	48.40	9.5	189	1,655.00	1,700.00	1,610.00	23,524,370.00

## Kiambatisho Na.2

N	Name of Buyer
1	4C Protrade Ltd
2	Afrisian Ginning Ltd
3	Alpha Namata Company Ltd
4	Amago Exim Tanzania Co Ltd
5	Amj Buying & Transportation Ltd
6	Beafarm Agriventure Company
7	Blazing Star Co Ltd
8	Cashew Nut Company Ltd (2005)
9	Coastal Nuts Tanzania Ltd
10	CPB
11	Dizygotic Ba Company Limited
12	Dorman Tanzania Ltd
13	Effective Modernization Group Limited
14	Element Ltd
15	Elijay Commodity Ltd
16	Export Trading Company Limited
17	Golden Cashews Ltd
18	H S Impex Ltd
19	Hajari Trade Tanzania Limited
20	Hmedic Technology Ltd
21	Iscon Commodities (T) Ltd
22	Jashan Agro Tanzania Limited
23	Jegah Ltd
24	Jyf Bros Enterprises Ltd
25	Ko Impex Ltd
26	Kufanikiwa Tanzania Ltd
27	Lenic Tanzania Ltd
28	Likonde Export Company Ltd

N	Name of Buyer
29	Lion Agro Global Limited
30	Mapainia Tanzania Ltd
31	Mgm Commodities Ltd
32	Mkemi Agrix Co.Ltd
33	Mohamed Enterprises Ltd
34	Ospher International Limited
35	Paradise Exim Ltd
36	Pearl Commodities Ltd
37	Ph Agro Commodities Limited
38	Pompous Sonthanphat Ltd
39	Prosperity Agro Industries Co Ltd
40	Quality Pulse Exporters Ltd
41	Rbst International Agribusiness Limited
42	Robust Agro Commodities Trade International Ltd
43	Rv Export Ltd
44	S.M Holdings Ltd
45	Sabari Seeds Limited
46	Saisurya Export Ltd
47	Sedaco Agro Tanzania Limited
48	Sibatanza Limited
49	Tabros Tanzania Ltd
50	Tan Africa
51	Thabita Export Co Ltd
52	Tridge Tanzania Ltd
53	Udhaya Agro (T) Ltd
54	Valency Agro Tanzania Ltd
55	Vav Commodities Ltd
56	Vnbp Trading Co.Ltd

